

TEXAS LOTTERY COMMISSION
Scratch Ticket Game Closing Analysis
SUMMARY REPORT

Scratch Ticket Information

Date Completed

1/24/2022

Game #	2347	Confirmed Packs	3,378
Game Name	777	Active Packs	2,311
Quantity Printed	11,256,950	Warehouse Packs	41,883
Price Point	\$10	Returned Packs	147
Start Date	4/19/2021	Printed Payout Percentage	70.00%
Top Prize	\$ 250,000	Percent Sold	78.33%
Number of Top Prizes Remaining	1	Number of Weeks Out	40

Current Game Sales AnalysisTANGIBLE COSTS**Expenditure Impact:**

Cost to print tickets	\$ 662,146	Actual ticket production costs
Prize payout expense	\$ 60,796,670	Data from Instant Ticket Tier Liability screen in ES

Estimated Direct Costs**\$ 61,458,816**TANGIBLE BENEFITS**Revenue Impact:**

Estimated sales	\$ 88,175,689	Based on # of tkts printed, times % sold from DaVinci report, times the price point
-----------------	---------------	---

Total Estimated Benefits \$ 88,175,689**Excess of Revenue over Expended \$ 26,716,873**INTANGIBLE POSITIVE BENEFITS:

- Allows for open bin space for new games at same price point with higher average weekly sales.
- Allows retailers to return inventory to TLC that is not selling thus releasing their financial burden

INTANGIBLE NEGATIVE BENEFITS:

- There are still valuable prizes remaining in this game.

Assumptions:

- Estimated sales revenue is calculated based on the number of tickets printed times the percent sold from the DaVinci report. The percent sold amount is based on pack settlements. Some partial packs could be returned thus slightly reducing the sales revenue amount reported above.

Weekly Sales Comparison Information

<u>Previous 3 Weeks Sales from DaVinci</u>		
Most recent week sales	\$	538,880
Next week	\$	563,860
Next week	\$	622,500
Avg Weekly Sales Current Game	\$	575,080
Avg Weekly Sales \$10; >9M Qty	\$	4,643,288
Percentage Of Variance In Sales		88%

TEXAS LOTTERY COMMISSION
Scratch Ticket Game Closing Analysis
RECOMMENDATION AND APPROVALS

Instant Ticket Information

Game #	2347	Printed Payout Percentage	70.00%
Game Name	777	Actual Payout Percentage	68.95%
Percent Sold	78.33%	Number of Weeks Out	40
Average # of Weeks for 85% Sell-through for Same Price Point Game With Similar Print Run.			30

Recommendation

☒ Based on the findings in this Summary Report, I am recommending closing the above game.

☐ I am recommending closing the above game based on the below business reason(s):

Paul Bowersock

1/25/2022

Scratch Ticket Strategy Coordinator Date

Paul Lee

1/25/2022

Products Manager Date

By signing below, I agree with the recommendation of the Products Department Staff to close the above game.

Ry Mitchell

1/26/2022

Lottery Operations Division Director Date

Kathy Ryna

1/27/2022

Controller Date

Gay Grief

1/27/2022

Executive Director Date



Play the Games of Texas!

Da Vinci Report

1/24/22

Week End Date:1/22/22

Product Line	Game	\$	Tix Run	Name	Start	Call	Close	Wks	% Sold	Confirmed	Active	Ware	Return	Net Sales			
														1/22/22	1/15/22	1/8/22	1/1/22
Mature	2352	\$5	18,177,675	\$200,000 JACKPOT	9/7/21			20	48.61%	10,008	8,969	103,035	18	\$1,501,760.00	\$1,533,345.00	\$1,748,205.00	\$2,071,080.00
	2250	\$5	22,721,550	BINGO TIMES 20	11/23/20			61	76.67%	8,498	7,787	51,580	34	\$1,356,215.00	\$1,340,525.00	\$1,366,950.00	\$1,432,390.00
	2247	\$5	18,355,500	BONUS BREAK THE BANK	12/28/20			56	71.09%	6,104	4,734	58,121	70	\$650,305.00	\$613,395.00	\$647,955.00	\$730,780.00
	2323	\$5	9,897,375	COWBOYS	8/16/21			23	60.48%	4,811	5,216	39,971	26	\$837,330.00	\$880,430.00	\$974,475.00	\$1,136,590.00
	2360	\$5	7,334,775	HIT \$500	10/18/21			14	75.52%	7,406	5,752	8,209	295	\$993,935.00	\$1,033,330.00	\$1,158,625.00	\$1,453,780.00
	2324	\$5	5,437,800	HOUSTON TEXANS	8/16/21			23	55.04%	2,726	2,215	25,139	1,168	\$267,815.00	\$308,205.00	\$287,350.00	\$378,725.00
	2379	\$5	7,152,450	RED HOT \$100,000	10/4/21			16	85.00%	5,457	4,870	1,521	336	\$854,255.00	\$904,435.00	\$1,038,275.00	\$1,317,425.00
	2341	\$5	7,326,000	SPECIAL EDITION CROSSWORD	10/22/21			13	84.02%	7,314	6,322	492	12	\$1,929,245.00	\$2,168,120.00	\$2,474,960.00	\$3,031,295.00
	2342	\$5	59,686,425	SUPER LOTERIA	10/18/21			14	16.81%	20,871	12,507	621,749	15	\$4,577,065.00	\$4,544,350.00	\$4,736,450.00	\$5,122,900.00
	2309	\$10	15,693,550	\$100 MILLION CASH PAYOUT	6/7/21			33	64.03%	6,917	3,637	100,723	83	\$1,088,490.00	\$1,136,850.00	\$1,266,440.00	\$1,665,910.00
	2346	\$10	13,460,600	\$500,000 EXTREME LUCK	4/5/21			42	57.77%	7,117	4,505	100,164	28	\$1,208,040.00	\$1,078,010.00	\$1,118,830.00	\$1,264,150.00
	2353	\$10	14,299,500	\$500,000 JACKPOT	9/7/21			20	50.29%	16,620	9,632	113,144	19	\$2,498,840.00	\$2,579,230.00	\$2,885,250.00	\$3,535,960.00
	2347	\$10	11,256,950	777	4/19/21			40	78.33%	3,378	2,311	41,883	147	\$538,880.00	\$563,860.00	\$622,500.00	\$788,660.00
	2306	\$10	8,318,950	BREAK THE BANK SUPER TICKET	8/16/21			23	53.82%	10,729	7,290	56,259	23	\$1,358,360.00	\$1,421,130.00	\$1,583,200.00	\$1,915,210.00
	2336	\$10	15,610,600	POWER 10X	8/2/21			25	51.27%	10,996	5,922	132,918	152	\$1,450,580.00	\$1,461,820.00	\$1,732,140.00	\$2,099,040.00
	2345	\$20	9,157,250	\$1,000,000 CROSSWORD	10/4/21			16	39.06%	21,877	9,032	187,390	16	\$4,670,380.00	\$4,536,800.00	\$4,617,180.00	\$5,432,500.00
	2203	\$20	8,559,050	\$1,000,000 EXTREME CASH	6/7/21			33	60.00%	9,695	5,052	119,996	41	\$1,470,620.00	\$1,478,240.00	\$1,697,560.00	\$2,257,640.00
	2354	\$20	10,280,400	\$1,000,000 JACKPOT	9/7/21			20	37.64%	17,847	9,197	226,447	26	\$2,654,240.00	\$2,609,400.00	\$2,958,980.00	\$3,693,640.00
	1838	\$20	34,728,300	INSTANT MILLIONAIRE	5/15/17			245	84.85%	10,367	6,165	189,657	49	\$1,890,120.00	\$1,922,620.00	\$1,989,020.00	\$2,367,420.00
	2343	\$20	25,454,075	MILLION DOLLAR LOTERIA	6/18/21			31	46.10%	29,342	10,251	501,302	53	\$7,224,620.00	\$7,150,020.00	\$7,296,080.00	\$8,657,220.00
	2209	\$30	12,028,825	\$250 MILLION CASH PARTY	3/16/20			97	77.25%	7,814	4,867	94,602	72	\$1,516,350.00	\$1,473,900.00	\$1,509,360.00	\$1,656,330.00
	2053	\$30	34,080,725	\$750 MILLION WINNER'S CIRCLE	3/19/18			201	60.34%	8,176	4,950	524,130	42	\$2,332,290.00	\$2,290,680.00	\$2,359,020.00	\$2,673,330.00
	2293	\$30	9,177,650	CASH CELEBRATION!	4/5/21			42	62.82%	11,302	6,939	115,587	56	\$2,946,420.00	\$2,958,030.00	\$3,145,500.00	\$3,429,330.00
	2344	\$50	10,279,600	500X LOTERIA SPECTACULAR	10/18/21			14	16.91%	24,380	7,608	390,777	24	\$6,256,650.00	\$6,453,350.00	\$6,243,550.00	\$6,832,000.00
	2340	\$50	6,606,400	CASINO MILLIONS	9/20/21			18	47.09%	20,272	7,853	142,804	19	\$6,155,300.00	\$6,245,650.00	\$6,416,500.00	\$7,438,400.00
	2312	\$50	6,731,160	MILLIONAIRE CLUB	4/19/21			40	87.04%	12,401	4,812	23,492	52	\$3,813,200.00	\$3,847,200.00	\$3,876,750.00	\$4,278,550.00
Sold/Closing	2313	\$1	9,294,450	DOUBLE DOUBLER	7/6/21	12/19/21	2/2/22	29	94.67%	25	51	396	2,106	\$2,062.00	\$2,505.00	\$5,879.00	\$5,325.00
	2301	\$1	16,878,900	SAPPHIRE BLUE 7S	5/3/21	12/19/21	2/2/22	38	97.04%	56	101	154	1,880	\$2,349.00	\$7,380.00	\$12,113.00	\$14,181.00
	2246	\$2	35,700,000	BONUS GAME BINGO	9/21/20	2/6/22	3/23/22	70	97.02%	2,103	2,553	943	105	\$290,576.00	\$331,814.00	\$469,308.00	\$599,538.00
	2240	\$2	40,055,875	BREAK THE BANK	9/21/20	2/20/22	4/6/22	70	86.67%	7,158	4,929	24,087	49	\$493,300.00	\$538,540.00	\$556,390.00	\$600,542.00
	2191	\$2	7,264,875	LEVEL UP!	8/16/21	1/9/22	2/23/22	23	84.21%	579	717	522	3,379	\$45,814.00	\$87,710.00	\$116,410.00	\$163,224.00
	2294	\$2	9,097,000	LUCKY 3	6/21/21	2/20/22	4/6/22	31	89.71%	2,292	1,565	2,742	12	\$119,930.00	\$105,484.00	\$133,412.00	\$144,770.00

Liability for 2347 / for Life to Date**Product Status:**
Active**SmartCash Enabled:**
N/A**Validation Range:** 03/26/2021 - 12/31/2037**Outstanding Prizes**

Tier	Ref	SmartCash	Tier Value	Count	Amount	Tickets Paid Life to Date	Amount Paid Life to Date	% paid	Est. Tickets Sold
1	1	N/A	\$10.00	197994	\$1,979,940.00	590060	\$5,900,600.00	74.88%	8428706
2	2	N/A	\$10.00	285478	\$2,854,780.00	953008	\$9,530,080.00	76.95%	8662159
3	3	N/A	\$20.00	101902	\$2,038,040.00	348367	\$6,967,340.00	77.37%	8709349
4	4	N/A	\$20.00	83132	\$1,662,640.00	254441	\$5,088,820.00	75.37%	8484771
5	0	N/A	\$30.00	25193	\$755,790.00	87366	\$2,620,980.00	77.62%	8737414
6	0	N/A	\$30.00	18310	\$549,300.00	56761	\$1,702,830.00	75.61%	8511352
7	0	N/A	\$40.00	17057	\$682,280.00	53279	\$2,131,160.00	75.75%	8527056
8	0	N/A	\$40.00	13370	\$534,800.00	47559	\$1,902,360.00	78.06%	8786772
9	0	N/A	\$50.00	7176	\$358,800.00	25649	\$1,282,450.00	78.14%	8796024
10	0	N/A	\$50.00	7129	\$356,450.00	25672	\$1,283,600.00	78.27%	8810353
11	0	N/A	\$50.00	7965	\$398,250.00	24895	\$1,244,750.00	75.76%	8528355
12	0	N/A	\$50.00	30823	\$1,541,150.00	109952	\$5,497,600.00	78.10%	8792215
13	0	N/A	\$100.00	4133	\$413,300.00	14614	\$1,461,400.00	77.95%	8775220
14	0	N/A	\$100.00	4134	\$413,400.00	14621	\$1,462,100.00	77.96%	8775679
15	0	N/A	\$100.00	2167	\$216,700.00	7774	\$777,400.00	78.20%	8803091
16	0	N/A	\$100.00	2311	\$231,100.00	7069	\$706,900.00	75.36%	8483515
17	0	N/A	\$100.00	4189	\$418,900.00	14597	\$1,459,700.00	77.70%	8746816
18	0	N/A	\$200.00	1649	\$329,800.00	5860	\$1,172,000.00	78.04%	8784888
19	0	N/A	\$200.00	1247	\$249,400.00	4378	\$875,600.00	77.83%	8761409
20	0	N/A	\$200.00	1141	\$228,200.00	4040	\$808,000.00	77.98%	8777857
21	0	N/A	\$200.00	1287	\$257,400.00	3890	\$778,000.00	75.14%	8458477
22	0	N/A	\$500.00	1572	\$786,000.00	5483	\$2,741,500.00	77.72%	8748668
23	0	N/A	\$500.00	162	\$81,000.00	495	\$247,500.00	75.34%	8481263
24	0	N/A	\$500.00	103	\$51,500.00	366	\$183,000.00	78.04%	8784741
25	0	N/A	\$500.00	103	\$51,500.00	372	\$186,000.00	78.32%	8815969
26	0	N/A	\$1,000.00	31	\$31,000.00	79	\$79,000.00	71.82%	8084536
27	0	N/A	\$1,000.00	48	\$48,000.00	154	\$154,000.00	76.24%	8582031
28	0	N/A	\$1,000.00	80	\$80,000.00	232	\$232,000.00	74.36%	8370552
29	0	N/A	\$10,000.00	12	\$120,000.00	40	\$400,000.00	76.92%	8659192
30	0	N/A	\$10,000.00	3	\$30,000.00	17	\$170,000.00	85.00%	9568407
31	0	N/A	\$250,000.00	0	\$0.00	3	\$750,000.00	100.00%	11256951
32	0	N/A	\$250,000.00	1	\$250,000.00	4	\$1,000,000.00	80.00%	9005560
Totals:				819902	\$17,999,420.00	2,661,097	\$60,796,670.00		

NO. OF TICKETS:112,56,950

NO. POOLS:93.81

PACK SIZE:50

PACKS/POOL:2,400

PACKS/GAME:225,139

Minimum:10,819,200

Maximum:11,260,800

TEXAS LOTTERY COMMISSION

"777" - GAME NO. 2347

END OF PRODUCTION PRIZE STRUCTURE

10-Mar-21

VERSION A

11,256,950				\$10 TICKETS		\$112,569,500	REVENUE	PRIZE FUND	\$78,796,090	PAYOUT %	70.00%	
PRIZE LEVEL	PRIZE CODE	TIER CODE	GET:	# OF WAYS TO WIN:	WIN:	ODDS OF 1 IN:	WINNERS IN 93.81 POOLS	WINNERS IN 50 (PER PACK*)	WINNERS IN 120,000 (Per Pool)	PRIZE COST	PERCENT OF PRIZE FUND **	VALIDATION TIER LEVELS
1	1	L	\$10	1	\$10	14.28	788,054	3.500	8400.00	\$7,880,540	10.00%	LOW TIER 45.72%
2	2	L	3x"7"	1	\$10	9.09	1,238,486	5.500	13200.00	\$12,384,860	15.72%	
3	3	L	\$10 x 2	2	\$20	25.00	450,269	2.000	4800.00	\$9,005,380	11.43%	
4	4	L	\$20	1	\$20	33.35	337,573	1.500	3600.00	\$6,751,460	8.57%	
5	0	M	\$10 + \$20	2	\$30	100.01	112,559	0.500	1200.00	\$3,376,770	4.29%	
6	0	M	\$30	1	\$30	149.95	75,071	0.333	800.00	\$2,252,130	2.86%	
7	0	M	\$40	1	\$40	160.05	70,336	0.313	750.00	\$2,813,440	3.57%	
8	0	M	\$10 x 4	4	\$40	184.76	60,929	0.271	650.00	\$2,437,160	3.09%	
9	0	M	\$10 x 3 + \$20	4	\$50	342.94	32,825	0.146	350.00	\$1,641,250	2.08%	
10	0	M	\$10 x 5	5	\$50	343.19	32,801	0.146	350.00	\$1,640,050	2.08%	
11	0	M	\$50	1	\$50	342.57	32,860	0.146	350.00	\$1,643,000	2.09%	
12	0	M	4x"7"	1	\$50	79.96	140,775	0.625	1500.00	\$7,038,750	8.93%	
13	0	M	\$10 x 10	10	\$100	600.47	18,747	0.083	200.00	\$1,874,700	2.38%	
14	0	M	\$10 x 5 + \$50	6	\$100	600.21	18,755	0.083	200.00	\$1,875,500	2.38%	
15	0	M	\$10 x 4 + \$20 x 3	7	\$100	1,132.38	9,941	0.044	106.00	\$994,100	1.26%	
16	0	M	\$100	1	\$100	1,200.10	9,380	0.042	100.00	\$938,000	1.19%	
17	0	M	5x"7"	1	\$100	599.22	18,786	0.083	200.00	\$1,878,600	2.38%	
18	0	M	\$20 x 10	10	\$200	1,499.13	7,509	0.033	80.00	\$1,501,800	1.91%	
19	0	M	\$40 x 5	5	\$200	2,001.24	5,625	0.025	60.00	\$1,125,000	1.43%	
20	0	M	\$10 x 5 + \$20 x 3 + \$40 + \$50	10	\$200	2,172.74	5,181	0.023	55.00	\$1,036,200	1.32%	
21	0	M	\$200	1	\$200	2,174.42	5,177	0.023	55.00	\$1,035,400	1.31%	
22	0	M	6x"7"	1	\$500	1,595.60	7,055	0.031	75.00	\$3,527,500	4.48%	
23	0	M	\$500	1	\$500	17,133.87	657	0.003	7.00	\$328,500	0.42%	
24	0	M	\$10 x 14 + \$20 + \$40 + \$50 x 4 + \$100	21	\$500	24,002.03	469	0.002	5.00	\$234,500	0.30%	MID TIER 50.04%
25	0	M	\$10 x 5 + \$20 x 10 + \$50 x 5	20	\$500	23,698.84	475	0.002	5.00	\$237,500	0.30%	
26	0	H	\$1,000	1	\$1,000	102,335.91	110	0.000	1.17	\$110,000	0.14%	HIGH TIER 4.24%
27	0	H	\$100 + \$200 x 2 + \$500	4	\$1,000	55,727.48	202	0.001	2.15	\$202,000	0.26%	
28	0	H	7x"7"	1	\$1,000	36,079.97	312	0.001	3.33	\$312,000	0.40%	
29	0	H	\$50 x 8 + \$100 x 6 + \$500 x 14 + \$1,000 x 2	30	\$10,000	216,479.81	52	0.000	0.55	\$520,000	0.66%	
30	0	H	\$10,000	1	\$10,000	562,847.50	20	0.000	0.21	\$200,000	0.25%	
31	0	H	\$250,000	1	\$250,000	3,752,316.67	3 ***	0.000	0.03	\$750,000	0.95%	
32	0	H	\$10,000 x 25	25	\$250,000	2,251,390.00	5 ***	0.000	0.05	\$1,250,000	1.59%	
						3.23	3,480,999	15.46	37,105.505	78,796,090	100.00%	100.00%

NOTE: "7" = Win the corresponding PRIZE in the PRIZE LEGEND by revealing three (3) or more "7" Play Symbols.

3.238

NOTE: "7" = Win the corresponding PRIZE in the PRIZE LEGEND by revealing three (3) or more "7" Play Symbols.

Consolidated odds are 1 in:	\$10	5.55	2,026,540
	\$20	14.29	787,842
	\$30	60.00	187,630
	\$40	85.76	131,265
	\$50	47.05	239,261
	\$100	148.88	75,609
	\$200	479.18	23,492
	\$500	1,300.48	8,656
	\$1,000	18,039.98	624
	\$10,000	156,346.53	72
	\$250,000	1,407,118.75	8
			3,480,999

* Each of the following GLEPS will be used in approximately 16.67% of each pack of 50 tickets.
** Numbers are rounded.
*** This Number of prizes is guaranteed delivery to the Lottery.

CALLOUT:	Not applicable for this game.
----------	-------------------------------



INTEROFFICE MEMO

Gary Grief, Executive Director Tyler Vance, Acting Charitable Bingo Operations Director

Payment Approval

March 30, 2021

The attached invoice(s) for service is being submitted for approval.


Vendor Name	Pollard
P.O. Number (if applicable)	362-21-9010RL016
Tx Game Name	Game #2347 777
Invoice Number	8520346
Invoice Amount	\$662,145.90

The above referenced invoice(s) have been reviewed and certified as proper, accurate and should be paid by the Texas Lottery Commission.

The above referenced invoices have been reviewed and certified as proper, accurate and should be paid by the Texas Lottery Commission.

JB


3/31/2021


 Dale Bowersock (Scratch Ticket Strategy Coordinator)
 Please forward to the next person for approval

3/31/2021


Date




 Robert Tirloni (Products Manager)
 Please forward to the next person for approval

3/31/2021

Date


 Ryan Mindell (Lottery Operations Division Director)

3/31/2021

Date

Please return to Maria Perez in the Office of the Controller by

April 9, 2021



140 Otter Street
Winnipeg, Manitoba
Canada R3T 0M8
Phone: (204) 474-2323
Fax: (204) 453-1375

INVOICE NO.: 8520346

Sold To: Texas Lottery Commission P.O. Box 16630 Austin, TX 78761-6630 United States	Ship To: Texas Lottery Commission P.O. Box 16630 Austin, TX 78761-6630 United States
Terms: Net 30 days after date of invoice	Due Date: April 29, 2021

Invoice Date	Order No.	Your Order	Customer No.
March 30, 2021	1128093		5008

Order name: 777 #2347
PO Number:

Product Description	Quantity	Unit Price	Amount
Ticket Size 10 x 4	11,256,950	28.78 /M	323,975.02
Four colour process / Spectrum base graphics	11,256,950	10.00 /M	112,569.50
Integrated Overprints / Continuous Image	11,256,950	10.00 /M	112,569.50
Foil stock (10pt) C1S	11,256,950	9.50 /M	106,941.02
Inserts	1	6,090.85 Ea	6,090.85

Under unit price '/M' = price per thousand.

Before Taxes:	662,145.90 USD
Freight:	0.00
Deposit:	0.00
Amount Due:	662,145.90 USD

Banking Instructions:

TD Bank, NA
2035 Limestone Rd.
Wilmington, DE 19808
ABA# 026013673
Bank Account # 3248176206

Delivery: Prepaid
Tax ID/Contract Number: NA
GST Registration Number: 819251463

Instant Ticket Game Analysis
8/25/19-8/28/21

Average Number of Weeks for 85% Average Sell Through

	A	B	C	D		E	F	G	H
	Price Point					Price Point			
Print Quantities	\$1	\$2	\$3	\$5	Print Quantities	\$10	\$20	\$30	\$50
< 5M	None	None	Week 10*	None	2M	None	None	None	None
5M-9.99M	Week 14	Week 16	Week 11*	Week 17	3M	None	None	None	None
10M-14.99M	Week 15	None	None	Week 19	4M	Week 16*	None	None	None
15M-19.99M	Week 23*	None	Week 29	Week 48	5M	Week 20	None	Week 38*	Week 36
20M-24.99M	None	None	None	Week 36	6M	Week 13	Week 23*	None	None
25M-29.99M	Week 32	None	None	None	7M	Week 16	Week 34	None	None
30M-34.99M	None	None	None	None	8M	Week 21*	Week 40	None	None
>35M	None	None	Week 59	Week 44*	>9M	Week 30	Week 33	None	None

Average Weekly Dollar Sales at 85% Average Sell Through

	A	B	C	D		E	F	G	H
	Price Point					Price Point			
Print Quantities	\$1	\$2	\$3	\$5	Print Quantities	\$10	\$20	\$30	\$50
< 5M	None	None	\$1,280,407	None	2M	None	None	None	None
5M-9.99M	\$565,128	\$810,337	\$1,161,701	\$1,904,150	3M	None	None	None	None
10M-14.99M	\$646,883	None	None	\$2,800,321	4M	\$2,364,236	None	None	None
15M-19.99M	\$638,272	None	\$1,669,812	\$1,515,020	5M	\$2,813,557	None	\$3,506,730	\$6,331,310
20M-24.99M	None	None	None	\$2,620,225	6M	\$4,264,362	\$4,577,513	None	None
25M-29.99M	\$786,285	None	None	None	7M	\$3,884,366	\$3,675,833	None	None
30M-34.99M	None	None	None	None	8M	\$3,283,703	\$3,828,587	None	None
>35M	None	None	\$1,688,331	\$3,934,727	>9M	\$4,643,288	\$6,280,238	None	None

None = no games at this level with 85% sell through

* only one game at this level with 85% sell through

Excludes Promotional Tickets

Unaudited - For Internal Use Only