

TEXAS DEPARTMENT OF LICENSING AND REGULATION

Scratch Ticket Game Closing Analysis

SUMMARY REPORT

Scratch Ticket Information

Date Completed 7/7/2026

Game #	2400	Confirmed Packs	3,668
Game Name	\$20 Million Supreme	Active Packs	1,405
Quantity Printed	10,379,010	Warehouse Packs	103,526
Price Point	\$100	Returned Packs	83
Start Date	5/16/2022	Printed Payout Percentage	79.88%
Top Prize	\$ 20,000,000	Percent Sold	83.92%
Number of Top Prizes Remaining	0	Number of Weeks Out	216

Current Game Sales Analysis

TANGIBLE COSTS

Expenditure Impact:

Cost to print tickets	\$ 1,296,170	Actual ticket production costs
Prize payout expense	\$ 705,933,150	Data from Instant Ticket Tier Liability screen in ES

Estimated Direct Costs \$ 707,229,320

TANGIBLE BENEFITS

Revenue Impact:

Estimated sales	\$ 871,006,519	Based on # of tkts printed, times % sold from DaVinci report, times the price point
-----------------	----------------	---

Total Estimated Benefits \$ 871,006,519

Excess of Revenue over Expended \$ 163,777,199

INTANGIBLE POSITIVE BENEFITS:

- Allows for open bin space for new games at same price point with higher average weekly sales.
- Allows retailers to return inventory to Texas Lottery that is not selling thus releasing their financial burden

INTANGIBLE NEGATIVE BENEFITS:

- There are still valuable prizes remaining in this game.

Assumptions:

--Estimated sales revenue is calculated based on the number of tickets printed times the percent sold from the DaVinci report. The percent sold amount is based on pack settlements. Some partial packs could be returned thus slightly reducing the sales revenue amount reported above.

Weekly Sales Comparison Information

	Previous 3 Weeks Sales from DaVinci	
Most recent week sales	\$	1,062,800
Next week	\$	1,013,500
Next week	\$	1,054,600
Avg Weekly Sales Current Game	\$	1,043,633
Avg Weekly Sales \$50; 5M-9.99M Qty*	\$	4,557,105
Percentage Of Variance In Sales		77%

TEXAS DEPARTMENT OF LICENSING AND REGULATION

Scratch Ticket Game Closing Analysis
RECOMMENDATION AND APPROVALS

Instant Ticket Information

Game #	2400	Printed Payout Percentage	79.88%
Game Name	\$20 Million Supreme	Actual Payout Percentage	81.05%
Percent Sold	83.92%	Number of Weeks Out	216
Average # of Weeks for 85% Sell-through for Same Price Point Game With Similar Print Run.*			74

* No games at the \$100, 10M-14.99M level so the \$50, 5M-9.99M level was used. Only one game at this level with 85% sell through.

Recommendation

Based on the findings in this Summary Report, I am recommending closing the above game.

Products recommends closing the above game based on the below business reason(s):

Not Required - All Top Prizes Claimed

Scratch Ticket Strategy Coordinator

Date

Not Required - All Top Prizes Claimed

Products Manager

Date

By signing below, I agree with the recommendation of the Products Department Staff to close the above game.

Not Required - All Top Prizes Claimed

Interim Lottery Operations Division Director

Date

Not Required - All Top Prizes Claimed

Chief Financial Officer

Date

Not Required - All Top Prizes Claimed

Interim Lottery and Charitable Bingo Deputy Executive Director

Date

Not Required - All Top Prizes Claimed

Executive Director

Date



Play the Games of Texas!

Da Vinci Report 7/7/26

Week End Date: 7/4/26

Product Line	Game	\$	Tix Run	Name	Start	Call	Close	Wks	% Sold	Confirmed	Active	Ware	Return	Net Sales			
														7/4/26	6/27/26	6/20/26	6/13/26
Mature	2660	\$5	7,183,425	IN THE GREEN	3/2/26			18	63.66%	4,061	3,633	24,422	337	\$479,975.00	\$548,680.00	\$583,090.00	\$649,725.00
	2648	\$5	59,199,675	SUPER LOTERIA	4/21/25			63	88.23%	34,113	10,570	41,206	75	\$3,100,400.00	\$3,218,485.00	\$3,342,200.00	\$3,316,555.00
	2728	\$5	7,341,750	YELLOWSTONE	3/30/26			14	62.85%	7,651	6,620	19,353	104	\$928,940.00	\$1,019,655.00	\$1,084,075.00	\$1,225,215.00
	2636	\$10	8,177,500	\$1,000,000 RICHES	2/2/26			22	57.34%	10,115	5,928	49,871	193	\$1,211,950.00	\$1,210,520.00	\$1,249,340.00	\$1,366,200.00
	2668	\$10	22,393,250	\$250,000 50X CASHWORD	9/15/25			42	54.84%	24,287	9,491	162,625	83	\$2,963,580.00	\$2,871,970.00	\$2,931,470.00	\$3,038,730.00
	2713	\$10	11,808,600	100X THE CASH	1/5/26			26	49.69%	12,835	6,782	95,520	158	\$1,412,150.00	\$1,415,650.00	\$1,450,450.00	\$1,682,200.00
	2632	\$10	8,199,350	777	3/2/26			18	66.45%	13,478	8,238	29,135	68	\$1,846,990.00	\$1,870,890.00	\$1,944,150.00	\$2,114,160.00
	2676	\$10	25,087,000	LIMITED EDITION MEGA LOTERIA	6/23/25			54	74.59%	26,353	8,323	86,335	78	\$2,869,430.00	\$2,896,250.00	\$2,934,120.00	\$2,983,670.00
	2669	\$10	34,459,550	MEGA LOTERIA	8/4/25			48	64.68%	35,930	11,113	188,420	36	\$4,520,120.00	\$4,374,020.00	\$4,495,010.00	\$4,548,720.00
	2724	\$10	7,911,300	SLOTS OF LUCK	3/30/26			14	37.34%	14,306	7,940	73,504	36	\$1,474,050.00	\$1,476,210.00	\$1,508,230.00	\$1,655,370.00
	2744	\$20	6,105,050	\$1,000,000 CASH!	12/1/25			31	50.61%	10,615	4,684	101,657	345	\$953,360.00	\$1,001,920.00	\$980,300.00	\$1,042,340.00
	2658	\$20	15,267,250	\$1,000,000 CROSSWORD	6/16/25			55	87.32%	38,659	9,987	20,293	47	\$4,769,780.00	\$4,737,020.00	\$4,810,460.00	\$4,668,380.00
	2714	\$20	7,131,450	200X THE CASH	1/5/26			26	51.90%	14,417	5,518	112,945	190	\$1,558,160.00	\$1,588,960.00	\$1,635,680.00	\$1,651,140.00
	2655	\$20	8,197,525	EXTREME MULTIPLIER	8/4/25			48	69.83%	8,966	3,590	83,638	72	\$961,020.00	\$973,940.00	\$1,018,680.00	\$1,029,500.00
	2671	\$20	6,086,825	INSTANT MILLIONS	10/20/25			37	74.33%	10,684	4,523	44,096	187	\$1,054,080.00	\$1,134,920.00	\$1,106,460.00	\$1,159,340.00
	2722	\$20	6,064,025	MEGA MILLIONAIRE	2/16/26			20	46.13%	16,340	6,460	102,389	278	\$1,652,440.00	\$1,669,220.00	\$1,707,140.00	\$1,743,000.00
	2653	\$20	24,210,225	MILLION DOLLAR LOTERIA	7/21/25			50	76.70%	59,475	12,359	141,180	82	\$8,001,240.00	\$7,942,360.00	\$8,008,180.00	\$7,904,720.00
	2725	\$20	6,119,075	POWER 20S	3/16/26			16	33.69%	18,110	7,025	132,781	86	\$1,509,120.00	\$1,569,000.00	\$1,623,100.00	\$1,708,980.00
	2730	\$30	8,197,000	MILLIONAIRE'S CLUB	3/30/26			14	19.29%	17,028	8,819	234,892	54	\$2,987,130.00	\$3,008,160.00	\$3,023,820.00	\$3,048,210.00
	2661	\$30	6,107,225	PREMIER PLAY	8/4/25			48	52.56%	7,972	4,983	100,356	96	\$1,247,160.00	\$1,169,190.00	\$1,168,980.00	\$1,197,690.00
	2624	\$50	6,039,620	\$5 MILLION ROYALE	4/21/25			63	62.34%	8,615	3,427	99,150	91	\$1,703,550.00	\$1,636,450.00	\$1,564,350.00	\$1,547,300.00
	2659	\$50	8,031,760	500X LOTERIA SPECTACULAR	9/15/25			42	57.00%	26,431	8,155	132,426	47	\$5,927,200.00	\$5,625,200.00	\$5,737,600.00	\$5,494,050.00
	2689	\$50	5,002,420	CASINO MILLIONS	1/20/26			24	38.91%	14,525	5,789	128,260	218	\$2,790,500.00	\$2,796,050.00	\$2,855,000.00	\$2,738,650.00
	2677	\$50	4,651,020	GOLDEN RICHES	11/17/25			33	49.98%	12,434	4,326	96,488	50	\$2,182,150.00	\$2,190,750.00	\$2,162,550.00	\$2,110,150.00
	2590	\$50	6,119,700	X	1/21/25			76	62.17%	5,284	2,068	106,698	84	\$939,300.00	\$871,700.00	\$885,150.00	\$898,900.00
	2400	\$100	10,379,010	\$20 MILLION SUPREME	5/16/22			216	83.92%	3,668	1,405	103,526	83	\$1,062,800.00	\$1,013,500.00	\$1,054,600.00	\$986,500.00
	2665	\$100	5,645,205	\$5,000,000 FORTUNE	2/3/25			74	48.58%	10,832	3,799	175,571	171	\$2,295,200.00	\$2,339,500.00	\$2,368,700.00	\$2,129,800.00
	2627	\$100	5,610,750	\$5 MILLION TITANIUM BLACK	2/2/26			22	26.40%	19,045	7,371	243,296	80	\$5,466,500.00	\$5,457,600.00	\$5,715,900.00	\$5,410,300.00
	2587	\$100	6,027,705	LOTERIA SUPREME	8/18/25			46	39.18%	20,589	6,932	211,972	96	\$4,950,400.00	\$4,977,400.00	\$4,807,800.00	\$4,550,200.00
Sold/Closing	2686	\$2	9,289,250	\$30,000 GOLD RUSH	9/15/25	5/31/26	7/15/26	42	53.18%	52	19	31,254	2,318	-\$950.00	-\$1,736.00	-\$1,504.00	\$9,362.00
	2656	\$2	9,052,375	CRAZY 8S	11/17/25	8/2/26	9/16/26	33	50.43%	1,057	543	31,817	1,812	\$38,474.00	\$38,804.00	\$45,442.00	\$46,480.00
	2622	\$2	9,293,500	LUCKY NO. 7	12/15/25	8/2/26	9/16/26	29	64.84%	1,853	974	21,665	551	\$86,104.00	\$93,100.00	\$86,140.00	\$112,318.00

NO. OF TICKETS: 10,379,010
 NO. POOLS: 86.49
 PACK SIZE: 15
 PACKS/POOL: 8,000
 PACKS/GAME: 691,934

Minimum: 9,996,000
 Maximum: 10,404,000

TEXAS LOTTERY COMMISSION
 "\$20 MILLION SUPREME" - GAME NO. 2400
 END OF PRODUCTION PRIZE STRUCTURE
 14-Apr-22

10,379,010 \$100 TICKETS \$1,037,901,000 REVENUE PRIZE FUND \$829,098,650 PAYOUT %: 79.88%

PRIZE LEVEL	PRIZE CODE	TIER CODE	GET:	# OF WAYS TO WIN:	WIN:	ODDS OF 1 IN:	WINNERS IN 86.49 POOLS	WINNERS IN 15 (PER PACK*)	WINNERS IN 120,000 (Per Pool)	PRIZE COST	PERCENT OF PRIZE FUND **	VALIDATION TIER LEVELS
1	1	G	\$150	1	\$150	15.00	692,138	1.000	8,000.000	\$103,820,700	12.52%	
2	2	G	\$150 (DIAMOND)	1	\$150	15.00	691,905	1.000	8,000.000	\$103,785,750	12.52%	
3	3	G	\$200	1	\$200	15.00	691,905	1.000	8,000.000	\$138,381,000	16.69%	
4	4	G	\$300	1	\$300	59.98	173,049	0.250	2,000.000	\$51,914,700	6.26%	
5	5	G	\$150 + \$150 (DIAMOND)	2	\$300	59.99	173,015	0.250	2,000.000	\$51,904,500	6.26%	
6	6	G	\$500	1	\$500	59.98	173,049	0.250	2,000.000	\$86,524,500	10.44%	
7	7	G	\$200 + \$300	2	\$500	59.99	173,015	0.250	2,000.000	\$86,507,500	10.43%	LOW-TIER ****
8	8	G	\$150 + \$150 (DIAMOND) + \$200	3	\$500	60.05	172,850	0.250	2,000.000	\$86,425,000	10.42%	85.55%
9	0	H	\$1,000	1	\$1,000	1,194.23	8,691	0.013	100.000	\$8,691,000	1.05%	
10	0	H	\$500 x 2	2	\$1,000	955.36	10,864	0.016	125.000	\$10,864,000	1.31%	
11	0	H	\$150 x 3 + \$150 (DIAMOND) + \$200 x 2	6	\$1,000	683.28	15,190	0.022	175.000	\$15,190,000	1.83%	
12	0	H	\$10,000	1	\$10,000	207,580.20	50	0.000	0.578	\$500,000	0.06%	
13	0	H	\$200 x 5 + \$300 x 20 + \$500 x 6	31	\$10,000	49,660.33	209	0.000	2.416	\$2,090,000	0.25%	
14	0	H	\$100,000	1	\$100,000	415,160.40	25	0.000	0.289	\$2,500,000	0.30%	HIGH-TIER
15	0	H	\$20,000,000	1	\$20,000,000	2,594,752.50	4 ***	0.000	0.046	\$80,000,000	9.65%	14.45%
						3.49	2,975,959	4.30	34,403.330	\$ 829,098,650	100.00%	100.00%
						3.4876						

Note:
 (DIAMOND) = Win \$150 instantly by revealing one (1) "DIAMOND" Play Symbol.

Consolidated odds are 1 in:	\$150	7.50	1,384,043	* Each of the following GLEPS will be used in approximately 25% of each pack of 15 tickets.
	\$200	15.00	691,905	** Numbers are rounded.
	\$300	29.99	346,064	*** This number of prizes is guaranteed delivery to the Lottery.
	\$500	20.00	518,914	**** The \$150, \$200, \$300 and \$500 prize levels are included in the GLEPS, programmed as G-Tiers and included in the Low-Tier files.
	\$1,000	298.72	34,745	
	\$10,000	40,073.40	259	
	\$100,000	415,160.40	25	
	\$20,000,000	2,594,752.50	4	
			2,975,959	

CALLOUT: PRIZES STARTING AT \$150!

Liability for 2400 / \$20 MILLION SUPREME

Tier	Reference	Tier Value	Outstanding Tier Count	Outstanding Tier Amount	Tickets Paid	Amount Paid	Estimated Tickets Sold	Percent Paid	Last Date Cashed
1	1	\$150.00	115,611	\$17,341,650.00	576527	\$86,479,050.00	8,645,356.126	8,330%	07/06/2026
2	2	\$150.00	114,021	\$17,103,150.00	577884	\$86,682,600.00	8,668,623.315	8,352%	07/06/2026
3	3	\$200.00	114,746	\$22,949,200.00	577159	\$115,431,800.00	8,657,747.859	8,342%	07/06/2026
4	4	\$300.00	28,466	\$8,539,800.00	144583	\$43,374,900.00	8,671,696.472	8,355%	07/06/2026
5	5	\$300.00	28,294	\$8,488,200.00	144721	\$43,416,300.00	8,681,679.081	8,365%	07/06/2026
6	6	\$500.00	28,330	\$14,165,000.00	144719	\$72,359,500.00	8,679,853.384	8,363%	07/06/2026
7	7	\$500.00	28,097	\$14,048,500.00	144918	\$72,459,000.00	8,693,496.929	8,376%	07/06/2026
8	8	\$500.00	27,808	\$13,904,000.00	145042	\$72,521,000.00	8,709,241.356	8,391%	07/06/2026
9	0	\$1,000.00	1,503	\$1,503,000.00	7188	\$7,188,000.00	8,584,089.734	8,271%	07/06/2026
10	0	\$1,000.00	1,849	\$1,849,000.00	9015	\$9,015,000.00	8,612,552.941	8,298%	07/06/2026
11	0	\$1,000.00	2,584	\$2,584,000.00	12606	\$12,606,000.00	8,613,416.725	8,299%	07/06/2026
12	0	\$10,000.00	11	\$110,000.00	39	\$390,000.00	8,095,627.881	7,800%	05/26/2026
13	0	\$10,000.00	38	\$380,000.00	171	\$1,710,000.00	8,491,917.281	8,182%	06/26/2026
		Totals	491,360	\$123,165,500.00	2484599	\$705,933,150.00			

14	0	\$100,000.00	2	\$200,000.00	23	\$2,300,000.00	9,548,689.098	9,200%	12/11/2025	
15	0	\$20,000,000.00	0	\$0.00	4	\$80,000,000.00	10,379,010.32	10,000%	10/26/2024	
		Totals	491,360	\$123,165,500.00	2484599	\$705,933,150.00				



INTEROFFICE MEMO

Gary Grief, Executive Director LaDonna Castañuela, Charitable Bingo Operations Director

Payment Approval

April 22, 2022

The attached invoice(s) for service is being submitted for approval.


Vendor Name	Pollard banknote limited
P.O. Number (if applicable)	362-22-9010 RL013
Tx Game Name	Game #2400 \$20 Million Supreme
Invoice Number	8527140
Invoice Amount	\$1,296,170.03

The above referenced invoice(s) have been reviewed and certified as proper, accurate and should be paid by the Texas Lottery Commission.

The above referenced invoices have been reviewed and certified as proper, accurate and should be paid by the Texas Lottery Commission.

AA






 Dale Bowersock (Scratch Ticket Strategy Coordinator)
 Please forward to the next person for approval

4/25/2022

Date



 Robert Tirloni (Products Manager)
 Please forward to the next person for approval

4/25/2022

Date



 Ryan Mindell (Lottery Operations Division Director)

4/26/2022

Date

Please return to Maria Perez in the Office of the Controller by

May 2, 2022



140 Otter Street
 Winnipeg, Manitoba
 Canada R3T 0M8
 Phone: (204) 474-2323
 Fax: (204) 453-1375

INVOICE NO.: 8527140

Sold To: Texas Lottery Commission P.O. Box 16630 Austin, TX 78761-6630 United States	Ship To: IGT Texas Distribution Center 8520 Tuscan Way Building #6, Suite 100 Attn: Texas Lottery Warehouse Rep Austin, Texas 78754 United States
Terms: Net 30 days after date of invoice	Due Date: May 20, 2022

Invoice Date	Order No.	Your Order	Customer No.
April 20, 2022	1151196		5008

Order name: \$20 MILLION SUPREME #2400


PO Number:

Product Description	Quantity	Unit Price	Amount
Ticket Size 12 x 4	10,379,010	40.14 /M	416,613.46
Silver Scratch FX®	10,379,010	72.00 /M	747,288.72
Multiple Play Area	10,379,010	2.40 /M	24,909.62
The Touchables: Soft Touch	10,379,010	5.28 /M	54,801.17
Silver Scratch FX®	1	5,000.00 Ea	5,000.00
Inserts	1	43,432.05 Ea	43,432.05
Point of Sale Promotional Item	1	4,125.00 Ea	4,125.00

Under unit price '/M' = price per thousand.

Before Taxes:	1,296,170.03 USD
Freight:	0.00
Deposit:	0.00
Amount Due:	1,296,170.03 USD

Banking Instructions:



Scratch Ticket Game Closing Analysis

02/25/24 Thru 02/28/26

Average Number of Weeks for 85% Average Sell Through (2 Years)

Print Quantities	Price Point				Price Point				
	\$1	\$2	\$3	\$5	\$10	\$20	\$30	\$50	\$100
< 5M	None	None	None	Week 17*	None	None	None	Week 57*	None
5M-9.99M	Week 17	Week 27	Week 22*	Week 18	Week 25	Week 37*	None	Week 74*	None
10M-14.99M	Week 22	None	None	Week 31*	None	None	None	None	None
15M-19.99M	None	None	None	None	None	Week 58*	None	None	None
20M-24.99M	None	Week 41*	None	None	Week 70*	None	None	None	None
25M-29.99M	None	None	None	None	Week 43*	Week 69*	None	None	None
30M-34.99M	None	None	None	None	None	None	None	None	None
>=35M	None	None	Week 102*	Week 45*	None	None	None	None	None

Average Weekly Dollar Sales at 85% Average Sell Through

Print Quantities	Price Point				Price Point				
	\$1	\$2	\$3	\$5	\$10	\$20	\$30	\$50	\$100
< 5M	None	None	None	\$1,271,429	None	None	None	\$3,109,504	None
5M-9.99M	\$489,333	\$430,424	\$702,708	\$1,650,766	\$2,831,019	\$2,351,123	None	\$4,557,105	None
10M-14.99M	\$460,807	None	None	\$1,548,488	None	None	None	None	None
15M-19.99M	None	None	None	None	None	\$4,503,279	None	None	None
20M-24.99M	None	\$1,001,893	None	None	\$2,694,222	None	None	None	None
25M-29.99M	None	None	None	None	\$5,056,047	\$6,320,244	None	None	None
30M-34.99M	None	None	None	None	None	None	None	None	None
>=35M	None	None	\$886,639	\$4,773,034	None	None	None	None	None

None = no games at this level with 85% sell through

* only one game at this level with 85% sell through

Excludes Promotional Tickets

Unaudited - For Internal Use Only