

TEXAS LOTTERY COMMISSION
Scratch Ticket Game Closing Analysis
SUMMARY REPORT

Scratch Ticket Information

Date Completed

8/5/2025

Game #	2583	Confirmed Packs	27,164
Game Name	\$1,000,000 Crossword	Active Packs	5,979
Quantity Printed	15,298,725	Warehouse Packs	22,749
Price Point	\$20	Returned Packs	4,351
Start Date	5/20/2024	Printed Payout Percentage	74.97%
Top Prize	\$ 1,000,000	Percent Sold	89.17%
Number of Top Prizes Remaining	0	Number of Weeks Out	63

Current Game Sales Analysis

TANGIBLE COSTS

Expenditure Impact:

Cost to print tickets	\$ 2,166,775	Actual ticket production costs
Prize payout expense	\$ 204,497,790	Data from Instant Ticket Tier Liability screen in ES

Estimated Direct Costs **\$ 206,664,565**

TANGIBLE BENEFITS

Revenue Impact:

Estimated sales	\$ 272,837,462	Based on # of tkts printed, times % sold from DaVinci report, times the price point
Total Estimated Benefits	\$ 272,837,462	

Excess of Revenue over Expended \$ 66,172,897

INTANGIBLE POSITIVE BENEFITS:

- Allows for open bin space for new games at same price point with higher average weekly sales.
- Allows retailers to return inventory to TLC that is not selling thus releasing their financial burden

INTANGIBLE NEGATIVE BENEFITS:

- There are still valuable prizes remaining in this game.

Assumptions:

- Estimated sales revenue is calculated based on the number of tickets printed times the percent sold from the DaVinci report. The percent sold amount is based on pack settlements. Some partial packs could be returned thus slightly reducing the sales revenue amount reported above.

Weekly Sales Comparison Information

<u>Previous 3 Weeks Sales from DaVinci</u>		
Most recent week sales	\$	2,102,420
Next week	\$	2,171,000
Next week	\$	2,424,260
Avg Weekly Sales Current Game	\$	2,232,560
Avg Weekly Sales \$20; 10M-14.99M Qty*	\$	4,652,039
Percentage Of Variance In Sales		52%

TEXAS LOTTERY COMMISSION
Scratch Ticket Game Closing Analysis
RECOMMENDATION AND APPROVALS

Instant Ticket Information

Game #	<div>2583</div>	Printed Payout Percentage	<div>74.97%</div>
Game Name	<div>\$1,000,000 Crossword</div>	Actual Payout Percentage	<div>74.95%</div>
Percent Sold	<div>89.17%</div>	Number of Weeks Out	<div>63</div>
Average # of Weeks for 85% Sell-through for Same Price Point Game With Similar Print Run.*			<div>37</div>

* No games at the \$20, 15M-19.99M level so the \$20, 10M-14.99M level was used. Only one game at this level with 85% sell through.

Recommendation

☒ Based on the findings in this Summary Report, I am recommending closing the above game.

☐ I am recommending closing the above game based on the below business reason(s):

Not Required - All Top Prizes Claimed

Scratch Ticket Strategy Coordinator Date

Not Required - All Top Prizes Claimed

Products Manager Date

By signing below, I agree with the recommendation of the Products Department Staff to close the above game.

Not Required - All Top Prizes Claimed

Lottery Operations Division Director Date

Not Required - All Top Prizes Claimed

Controller Date

Not Required - All Top Prizes Claimed

Deputy Executive Director Date

Vacant

Executive Director Date



Play the Games of Texas!

Da Vinci Report

8/5/25

Week End Date:8/2/25

Product Line	Game	\$	Tix Run	Name	Start	Call	Close	Wks	% Sold	Confirmed	Active	Ware	Return	Net Sales			
														8/2/25	7/26/25	7/19/25	7/12/25
Mature	2625	\$5	7,164,600	HOT PINK 7S	2/3/25			26	89.58%	4,709	2,386	70	1,423	\$302,600.00	\$287,225.00	\$367,925.00	\$368,530.00
	2615	\$5	7,259,550	JOKERS WILD	2/17/25			24	75.03%	2,727	2,102	16,982	1,195	\$269,335.00	\$275,775.00	\$384,955.00	\$343,855.00
	2649	\$5	7,101,525	LUCKY \$YMBOLS	3/3/25			22	63.18%	4,616	2,828	22,883	3,016	\$329,260.00	\$326,215.00	\$416,375.00	\$423,670.00
	2581	\$5	30,271,200	SUPER CROSSWORD	12/16/24			33	35.87%	11,494	8,126	235,785	11	\$1,556,890.00	\$1,501,690.00	\$1,569,870.00	\$1,531,080.00
	2648	\$5	59,199,675	SUPER LOTERIA	4/21/25			15	15.85%	19,177	12,544	624,555	3	\$4,013,150.00	\$3,887,330.00	\$3,861,210.00	\$3,631,585.00
	2582	\$10	22,209,750	\$250,000 50X CASHWORD	7/1/24			57	72.79%	21,692	8,558	85,591	16	\$2,708,630.00	\$2,533,970.00	\$2,608,000.00	\$2,649,680.00
	2620	\$10	13,291,800	\$500,000 BLITZ	1/6/25			30	37.33%	12,974	6,434	144,307	60	\$1,121,730.00	\$846,770.00	\$840,050.00	\$726,500.00
	2578	\$10	6,120,000	BINGO MANIA	2/3/25			26	61.19%	8,493	3,968	32,473	547	\$607,640.00	\$616,170.00	\$705,950.00	\$672,800.00
	2652	\$10	8,199,350	BONUS MONEY	3/3/25			22	52.46%	10,623	6,074	58,586	508	\$980,340.00	\$915,220.00	\$1,027,730.00	\$1,034,770.00
	2494	\$10	7,920,850	DAZZLING WINNINGS	4/21/25			15	36.94%	16,429	6,933	73,905	66	\$1,246,810.00	\$1,229,240.00	\$1,324,070.00	\$1,389,930.00
	2563	\$10	49,168,200	MEGA LOTERIA	2/19/24			76	82.65%	26,656	7,310	129,512	517	\$3,162,130.00	\$3,067,750.00	\$3,096,930.00	\$2,994,090.00
	2609	\$20	8,139,175	\$100, \$200, \$500 OR \$1,000!	11/18/24			37	48.47%	10,977	4,319	149,505	530	\$1,194,040.00	\$1,149,460.00	\$1,209,960.00	\$1,173,580.00
	2621	\$20	7,159,825	\$1,000,000 BLITZ	1/6/25			30	38.66%	14,629	6,629	151,685	32	\$1,252,200.00	\$1,105,300.00	\$1,158,700.00	\$950,320.00
	2583	\$20	15,298,725	\$1,000,000 CROSSWORD	5/20/24			63	89.17%	27,164	5,979	22,749	4,351	\$2,102,420.00	\$2,171,000.00	\$2,424,260.00	\$2,338,000.00
	2556	\$20	8,179,550	BIG MONEY	12/2/24			35	42.16%	8,763	4,300	174,069	28	\$1,038,280.00	\$937,480.00	\$968,320.00	\$952,800.00
	2630	\$20	5,946,300	COLOSSAL CASH	2/17/25			24	42.73%	13,125	6,080	114,165	202	\$1,286,260.00	\$1,158,060.00	\$1,183,580.00	\$1,203,840.00
	2638	\$20	5,965,950	MEGA JUMBO BUCKS	3/3/25			22	47.17%	15,406	6,924	100,759	26	\$1,663,220.00	\$1,683,320.00	\$1,750,440.00	\$1,724,580.00
	2586	\$20	25,615,950	MILLION DOLLAR LOTERIA	4/15/24			68	84.38%	50,193	9,396	91,877	78	\$4,472,760.00	\$5,444,000.00	\$6,631,720.00	\$6,547,780.00
	2633	\$30	7,210,250	\$3 MILLION CASH	4/7/25			17	25.90%	16,541	8,135	185,839	11	\$2,873,850.00	\$2,821,890.00	\$2,943,570.00	\$2,803,770.00
	2616	\$30	7,216,125	30X SUPREME	12/16/24			33	39.24%	10,756	5,790	156,655	61	\$1,575,780.00	\$1,476,930.00	\$1,519,380.00	\$1,476,930.00
	2591	\$30	6,047,525	ULTIMATE RICHES	8/19/24			50	55.90%	7,816	4,006	92,960	37	\$1,115,880.00	\$1,097,400.00	\$1,094,610.00	\$986,670.00
	2624	\$50	6,039,620	\$5 MILLION ROYALE	4/21/25			15	23.20%	17,882	6,837	203,948	9	\$4,340,950.00	\$4,179,000.00	\$4,392,100.00	\$4,170,400.00
	2589	\$50	6,082,060	500X	9/16/24			46	61.43%	10,118	4,503	100,177	29	\$2,617,700.00	\$2,470,450.00	\$2,567,700.00	\$2,532,650.00
	2518	\$50	7,928,240	500X LOTERIA SPECTACULAR	5/20/24			63	74.97%	21,564	7,425	66,212	29	\$4,450,900.00	\$4,203,550.00	\$4,320,850.00	\$4,069,550.00
	2599	\$50	4,161,240	COLOSSAL CASHWORD	11/18/24			37	62.16%	13,938	6,138	55,716	80	\$2,796,700.00	\$2,705,500.00	\$2,754,100.00	\$2,762,150.00
	2590	\$50	6,119,700	X	1/21/25			28	36.63%	13,482	5,563	172,127	84	\$2,920,550.00	\$2,692,800.00	\$2,827,600.00	\$2,717,300.00
	2400	\$100	10,379,010	\$20 MILLION SUPREME	5/16/22			168	79.69%	5,542	1,619	130,831	109	\$1,087,500.00	\$993,500.00	\$1,038,700.00	\$1,066,300.00
	2588	\$100	5,243,580	\$400 MILLION MEGA BUCKS	2/5/24			78	74.84%	14,786	4,534	65,869	91	\$3,151,000.00	\$2,786,500.00	\$2,951,500.00	\$2,855,600.00
	2665	\$100	5,645,205	\$5,000,000 FORTUNE	2/3/25			26	24.23%	21,647	6,394	253,939	84	\$4,493,000.00	\$4,202,400.00	\$4,470,800.00	\$4,239,300.00
	2515	\$100	8,875,515	LOTERIA SUPREME	4/3/23			122	82.31%	21,930	6,166	72,184	129	\$4,097,400.00	\$3,625,600.00	\$4,059,300.00	\$3,910,700.00
Sold/Closing	2541	\$1	29,430,150	20X POWER BLITZ	1/2/24	8/2/25	9/16/25	83	79.58%	1,173	1,502	33,592	999	\$109,669.00	\$113,511.00	\$132,057.00	\$148,422.00
	2542	\$3	24,005,000	30X POWER WORD BLITZ	1/2/24	8/2/25	9/16/25	83	67.57%	972	981	56,550	1,122	\$145,512.00	\$172,344.00	\$221,364.00	\$240,762.00

Liability for 2583 / \$1,000,000 CROSSWORD

Tier ◆	Reference ◆	Tier Value ◆	Outstanding Tier Count ◆	Outstanding Tier Amount ◆	Tickets Paid ◆	Amount Paid ◆	Estimated Tickets Sold ◆	Percent Paid ◆	Last Date Cashed ◆
1	1	\$20.00	182,592	\$3,651,840.00	1245500	\$24,910,000.00	13,342,671.192	8,721%	08/04/2025
2	2	\$20.00	67,351	\$1,347,020.00	544582	\$10,891,640.00	13,614,905.975	8,899%	08/04/2025
3	3	\$40.00	22,812	\$912,480.00	181125	\$7,245,000.00	13,587,439.09	8,881%	08/04/2025
4	4	\$40.00	22,240	\$889,600.00	181681	\$7,267,240.00	13,630,217.862	8,909%	08/04/2025
5	5	\$40.00	33,140	\$1,325,600.00	272899	\$10,915,960.00	13,642,074.225	8,917%	08/04/2025
6	6	\$50.00	33,050	\$1,652,500.00	272791	\$13,639,550.00	13,645,503.682	8,919%	08/04/2025
7	7	\$50.00	55,334	\$2,766,700.00	454679	\$22,733,950.00	13,638,885.645	8,915%	08/04/2025
8	8	\$100.00	78,156	\$7,815,600.00	635798	\$63,579,800.00	13,623,985.239	8,905%	08/04/2025
9	0	\$150.00	4,493	\$673,950.00	36946	\$5,541,900.00	13,639,969.445	8,916%	08/04/2025
10	0	\$150.00	1,410	\$211,500.00	11371	\$1,705,650.00	13,610,969.562	8,897%	08/04/2025
11	0	\$150.00	1,350	\$202,500.00	11348	\$1,702,200.00	13,672,226.437	8,937%	08/04/2025
12	0	\$200.00	3,523	\$704,600.00	29503	\$5,900,600.00	13,666,756	8,933%	08/04/2025
13	0	\$200.00	1,835	\$367,000.00	14691	\$2,938,200.00	13,599,998.123	8,890%	08/04/2025
		Totals	516,797	\$24,893,190.00	3972279	\$204,497,790.00			

14	0	\$200.00	8,239	\$1,647,800.00	69478	\$13,895,600.00	13,676,863.692	8,940%	08/04/2025
15	0	\$500.00	840	\$420,000.00	6712	\$3,356,000.00	13,597,065.968	8,888%	08/04/2025
16	0	\$500.00	397	\$198,500.00	2925	\$1,462,500.00	13,470,430.651	8,805%	08/04/2025
17	0	\$2,000.00	10	\$20,000.00	117	\$234,000.00	14,094,100.939	9,213%	07/28/2025
18	0	\$2,000.00	23	\$46,000.00	109	\$218,000.00	12,633,038.06	8,258%	07/25/2025
19	0	\$20,000.00	2	\$40,000.00	18	\$360,000.00	13,768,852.332	9,000%	05/29/2025
20	0	\$1,000,000.00	0	\$0.00	6	\$6,000,000.00	15,298,726.763	10,000%	06/09/2025
		Totals	516,797	\$24,893,190.00	3972279	\$204,497,790.00			

NO. OF TICKETS: 15,298,725
NO. POOLS: 127.49
PACK SIZE: 25
PACKS/POOL: 4,800
PACKS/GAME: 611,949

Minimum: 14,700,000
Maximum: 15,300,000

TEXAS LOTTERY COMMISSION
"\$1,000,000 CROSSWORD" - GAME NO. 2583
END OF PRODUCTION PRIZE STRUCTURE
17-Apr-24

15,298,725 \$20 TICKETS \$305,974,500 REVENUE PRIZE FUND \$229,390,980 PAYOUT % 74.97%

PRIZE LEVEL	PRIZE CODE	TIER CODE	GET:	# OF WAYS TO WIN:	WIN:	ODDS OF 1 IN:	WINNERS IN 127.49 POOLS	WINNERS IN 25 (PER PACK*)	WINNERS IN 120,000 (Per Pool)	PRIZE COST	PERCENT OF PRIZE FUND **	VALIDATION TIER LEVELS
1	1	L	2 WORDS	1	\$20	10.71	1,428,092	2.333	11,200.000	\$28,561,840	12.45%	LOW-TIER 79.14% ****
2	2	L	\$20 BONUS WORD	1	\$20	25.00	611,933	1.000	4,800.000	\$12,238,660	5.34%	
3	3	G	3 WORDS	1	\$40	75.02	203,937	0.333	1,600.000	\$8,157,480	3.56%	
4	4	G	\$40 BONUS WORD	1	\$40	75.02	203,921	0.333	1,600.000	\$8,156,840	3.56%	
5	5	G	2 WORDS + \$20 BONUS WORD	2	\$40	49.99	306,039	0.500	2,400.000	\$12,241,560	5.34%	
6	6	G	\$50 BONUS WORD	1	\$50	50.02	305,841	0.500	2,400.000	\$15,292,050	6.67%	
7	7	G	4 WORDS	1	\$50	30.00	510,013	0.833	4,000.000	\$25,500,650	11.12%	
8	8	G	\$100 BONUS WORD	1	\$100	21.43	713,954	1.167	5,600.000	\$71,395,400	31.12%	
9	0	M	5 WORDS	1	\$150	369.19	41,439	0.068	325.000	\$6,215,850	2.71%	MID-TIER 17.84%
10	0	M	\$150 BONUS WORD	1	\$150	1,196.99	12,781	0.021	100.000	\$1,917,150	0.84%	
11	0	M	\$50 BONUS WORD + \$100 BONUS WORD	2	\$150	1,204.81	12,698	0.021	100.000	\$1,904,700	0.83%	
12	0	M	6 WORDS	1	\$200	463.23	33,026	0.054	260.000	\$6,605,200	2.88%	
13	0	M	\$200 BONUS WORD	1	\$200	925.74	16,526	0.027	130.000	\$3,305,200	1.44%	
14	0	M	4 WORDS + \$50 BONUS WORD + \$100 BONUS WORD	3	\$200	196.85	77,717	0.127	610.000	\$15,543,400	6.78%	
15	0	M	7 WORDS	1	\$500	2,025.78	7,552	0.012	59.0000	\$3,776,000	1.65%	
16	0	M	\$500 BONUS WORD	1	\$500	4,605.28	3,322	0.005	26.0000	\$1,661,000	0.72%	
17	0	H	8 WORDS	1	\$2,000	120,462.40	127	0.000	0.9962	\$254,000	0.11%	HIGH-TIER 3.02%
18	0	H	7 WORDS + \$500 BONUS WORD + \$1000 BONUS WORD	3	\$2,000	115,899.43	132	0.000	1.0354	\$264,000	0.12%	
19	0	H	9 WORDS	1	\$20,000	764,936.25	20	0.000	0.1569	\$400,000	0.17%	
20	0	H	10 WORDS	1	\$1,000,000	2,549,787.50	6 ***	0.000	0.0471	\$6,000,000	2.62%	
						3.41	4,489,076	7.336	35,212.235	\$ 229,390,980	100.00%	100.00%
						3.4080						

Consolidated odds are 1 in:

\$20	7.50	2,040,025
\$40	21.43	713,897
\$50	18.75	815,854
\$100	21.43	713,954
\$150	228.62	66,918
\$200	120.21	127,269
\$500	1,406.91	10,874
\$2,000	59,068.44	259
\$20,000	764,936.25	20
\$1,000,000	2,549,787.50	6
		4,489,076

* Each of the following GLEPS will be used in approximately 16.67% of each pack of 25 tickets.
** Numbers are rounded.
*** This Number of prizes is guaranteed delivery to the Lottery.
**** The \$40, \$50 and \$100 prizes are included in the GLEPS, programmed as G-Tiers and included in the Low

CALLOUT	Not applicable for this game.
---------	-------------------------------



INTEROFFICE MEMO

Ryan Mindell, Executive Director LaDonna Castañuela, Charitable Bingo Operations Director

Payment Approval


April 26, 2024

The attached invoice(s) for service is being submitted for approval.

Vendor Name	Pollard Banknote Limited
P.O. Number (if applicable)	362-24-9010 RL015
Tx Game #/Name	Game #2583 \$1,000,000 Crossword
Draw #	
Invoice Number	8539383
Invoice Amount	\$2,166,774.86


The above referenced invoice(s) have been reviewed and certified as proper, accurate and should be paid by the Texas Lottery Commission.

JB



Dale Bowersock (Scratch Ticket Strategy Coordinator)

4/26/2024
Date




Will Russ (Products Manager)

5/1/2024
Date


Robert Tirloni (Lottery Operations Division Director)

5/2/2024
Date

Please return to Maria Perez in the Office of the Controller by

May 6, 2024



140 Otter Street
Winnipeg, Manitoba
Canada R3T 0M8
Phone: (204) 474-2323
Fax: (204) 453-1375

INVOICE NO.: 8539383

Sold To: Texas Lottery Commission P.O. Box 16630 Austin, TX 78761-6630 United States	Ship To: Secondary IGT Texas Distribution Center 4401 Freidrich Lane Building 2 Suite 211 Door 4 Austin, TX 78744 United States
Terms: Net 30 days after date of invoice	Due Date: May 24, 2024

Invoice Date	Order No.	Your Order	Customer No.
April 24, 2024	1206964		5008

Order name: \$1,000,000 CROSSWORD #2583

PO Number:

Product Description	Quantity	Unit Price	Amount
Ticket Size 12 x 4	15,298,725	36.83 /M	563,452.04
Spectrum process applied to Scratch FX®	15,298,725	84.00 /M	1,285,092.90
Integrated Overprints / Continuous Image	15,298,725	12.00 /M	183,584.70
Translucent marking system	15,298,725	3.36 /M	51,403.72
Multiple Play Area	15,298,725	2.40 /M	36,716.94
Spectrum process applied to Scratch FX®	1	5,000.00 Ea	5,000.00
Inserts	1	41,524.56 Ea	41,524.56

Under unit price '/M' = price per thousand.

Before Taxes:	2,166,774.86 USD
Freight:	0.00
Deposit:	0.00
Amount Due:	2,166,774.86 USD

Banking Instructions:

TD Bank, NA
2035 Limestone Rd.
Wilmington, DE 19808
ABA# 026013673
Bank Account # 3248176206

Delivery: Prepaid
Customer Tax ID: # 998-6006283
Contract Number:
GST Registration Number: 819251463

Scratch Ticket Game Closing Analysis

02/26/23 Thru 02/22/25

Average Number of Weeks for 85% Average Sell Through (2 Years)

Print Quantities	Price Point								
	\$1	\$2	\$3	\$5	\$10	\$20	\$30	\$50	\$100
< 5M	None	None	None	None	Week 27*	None	None	None	None
5M-9.99M	Week 19	Week 24	Week 13*	Week 25	Week 22	None	None	Week 58*	None
10M-14.99M	Week 24*	None	None	Week 48*	None	Week 37*	None	None	None
15M-19.99M	Week 42	None	None	Week 64*	None	None	None	None	None
20M-24.99M	None	Week 50*	None	None	Week 72*	None	None	None	None
25M-29.99M	None	None	None	None	None	Week 63*	None	None	None
30M-34.99M	None	None	None	Week 54	None	None	None	None	None
>=35M	None	None	None	None	None	None	None	None	None

Average Weekly Dollar Sales at 85% Average Sell Through (2 Years)

Print Quantities	Price Point								
	\$1	\$2	\$3	\$5	\$10	\$20	\$30	\$50	\$100
< 5M	None	None	None	None	\$1,295,512	None	None	None	None
5M-9.99M	\$434,607	\$484,912	\$1,163,923	\$1,295,271	\$2,729,088	None	None	\$3,038,356	None
10M-14.99M	\$465,971	None	None	\$1,077,365	None	\$4,652,039	None	None	None
15M-19.99M	\$357,603	None	None	\$1,120,927	None	None	None	None	None
20M-24.99M	None	\$831,376	None	None	\$2,865,487	None	None	None	None
25M-29.99M	None	None	None	None	None	\$6,794,150	None	None	None
30M-34.99M	None	None	None	\$3,182,680	None	None	None	None	None
>=35M	None	None	None	None	None	None	None	None	None

None = No games at this level with 85% sell through

* Only one game at this level with 85% sell through

Excludes Promotional Tickets

Unaudited - For Internal Use Only