

TEXAS DEPARTMENT OF LICENSING AND REGULATION

Scratch Ticket Game Closing Analysis

SUMMARY REPORT

Scratch Ticket Information

Date Completed

2/2/2026

Game #	2616	Confirmed Packs	6,068
Game Name	30X Supreme	Active Packs	3,303
Quantity Printed	7,216,125	Warehouse Packs	130,710
Price Point	\$30	Returned Packs	83
Start Date	12/16/2024	Printed Payout Percentage	74.97%
Top Prize	\$3,000,000	Percent Sold	50.94%
Number of Top Prizes Remaining	1	Number of Weeks Out	59

Current Game Sales Analysis

TANGIBLE COSTS

Expenditure Impact:

Cost to print tickets	\$ 885,811	Actual ticket production costs
Prize payout expense	\$ 84,678,410	Data from Instant Ticket Tier Liability screen in ES

Estimated Direct Costs \$ 85,564,221

TANGIBLE BENEFITS

Revenue Impact:

Estimated sales	\$ 110,276,822	Based on # of tkts printed, times % sold from DaVinci report, times the price point
Total Estimated Benefits	\$ 110,276,822	

Excess of Revenue over Expended \$ 24,712,601

INTANGIBLE POSITIVE BENEFITS:

- Allows for open bin space for new games at same price point with higher average weekly sales.
- Allows retailers to return inventory to Texas Lottery that is not selling thus releasing their financial burden

INTANGIBLE NEGATIVE BENEFITS:

- There are still valuable prizes remaining in this game.

Assumptions:

- Estimated sales revenue is calculated based on the number of tickets printed times the percent sold from the DaVinci report. The percent sold amount is based on pack settlements. Some partial packs could be returned thus slightly reducing the sales revenue amount reported above.

Weekly Sales Comparison Information

Previous 3 Weeks Sales from DaVinci		
Most recent week sales	\$	737,820
Next week	\$	754,590
Next week	\$	802,440
Avg Weekly Sales Current Game	\$	764,950
Avg Weekly Sales \$20; 10M-14.99M Qty*	\$	4,652,039
Percentage Of Variance In Sales		84%

TEXAS DEPARTMENT OF LICENSING AND REGULATION

Scratch Ticket Game Closing Analysis
RECOMMENDATION AND APPROVALS

Instant Ticket Information

Game #	2616	Printed Payout Percentage	74.97%
Game Name	30X Supreme	Actual Payout Percentage	76.79%
Percent Sold	50.94%	Number of Weeks Out	59
Average # of Weeks for 85% Sell-through for Same Price Point Game With Similar Print Run.*			37

* No games at the \$30, 5M-9.99M level so the \$20, 10M-14.99M level was used (\$20 is closer than \$50). Only one game at this level with 85% sell through

Recommendation

☒ Based on the findings in this Summary Report, I am recommending closing the above game.

☐ I am recommending closing the above game based on the below business reason(s):

Dale Bowersock

2/3/2026

Scratch Ticket Strategy Coordinator

Date

Will Russ

2/3/2026

Products Manager

Date

By signing below, I agree with the recommendation of the Products Department Staff to close the above game.

Kelly Stueck

2/4/2026

Interim Lottery Operations Division Director

Date

Brandy M. Myers

2/4/2026

Chief Financial Officer

Date

Debra

2/4/2026

Interim Lottery and Charitable Bingo Deputy Executive Director

Date

Courtney Arbour

2/4/2026

Executive Director

Date

Play the Games of Texas!

Da Vinci Report

2/2/26

Week End Date: 1/31/26

Product Line	Game	\$	Tix Run	Name	Start	Call	Close	Wks	% Sold	Confirmed	Active	Ware	Return	Net Sales		
														1/31/26	1/24/26	1/17/26
Mature	2631	\$5	7,102,050	\$100,000 RICHER	7/21/25			28	69.37%	2,216	1,593	20,083	3,831	\$186,105.00	\$190,275.00	\$212,350.00
	2619	\$5	16,884,975	\$200,000 BLITZ	1/6/25			56	44.93%	1,189	749	120,240	896	\$69,905.00	\$77,985.00	\$88,450.00
	2643	\$5	14,216,325	50X	5/5/25			39	69.16%	3,801	2,795	50,001	288	\$383,065.00	\$392,810.00	\$460,910.00
	2430	\$5	20,201,100	BONUS BREAK THE BANK	7/7/25			30	38.21%	5,489	4,967	154,380	45	\$598,115.00	\$610,530.00	\$644,530.00
	2663	\$5	9,910,275	COWBOYS	8/18/25			24	40.29%	3,432	2,658	69,938	630	\$274,175.00	\$288,635.00	\$352,225.00
	2683	\$5	11,380,950	EMERALD 75	9/2/25			22	56.20%	5,787	5,561	53,105	92	\$656,670.00	\$700,060.00	\$815,575.00
	2664	\$5	5,463,750	HOUSTON TEXANS	8/18/25			24	60.08%	2,170	1,734	23,199	317	\$196,710.00	\$222,015.00	\$248,565.00
	2690	\$5	7,217,700	JURASSIC PARK	10/6/25			17	60.73%	4,910	5,005	24,811	502	\$558,520.00	\$639,420.00	\$691,095.00
	2670	\$5	7,320,675	MONEY MONEY MONEY	9/15/25			20	58.17%	4,723	4,321	29,573	470	\$489,985.00	\$519,660.00	\$548,465.00
	2581	\$5	30,271,200	SUPER CROSSWORD	12/16/24			59	63.41%	14,167	8,391	121,864	55	\$1,576,145.00	\$1,612,205.00	\$1,657,470.00
	2648	\$5	59,199,675	SUPER LOTERIA	4/21/25			41	55.53%	34,826	15,293	293,917	36	\$4,547,505.00	\$4,647,110.00	\$4,743,225.00
	2693	\$5	4,995,975	WILD CASH	10/20/25			15	80.76%	4,762	5,869	685	107	\$882,460.00	\$781,040.00	\$890,210.00
	2668	\$10	22,393,250	\$250,000 50X CASHWORD	9/15/25			20	23.78%	25,127	9,604	302,123	81	\$2,971,550.00	\$2,894,980.00	\$2,887,130.00
	2637	\$10	10,070,300	\$50, \$100 OR \$500!	7/7/25			30	52.69%	9,638	3,456	79,809	159	\$1,004,990.00	\$1,007,520.00	\$1,049,280.00
	2644	\$10	11,083,650	100X	5/5/25			39	71.22%	7,505	3,789	50,335	156	\$744,850.00	\$767,350.00	\$853,490.00
	2691	\$10	8,071,350	100X SONIC BLAST	10/6/25			17	44.92%	13,913	7,327	64,953	58	\$1,248,400.00	\$1,261,570.00	\$1,372,250.00
	2600	\$10	7,994,750	CASINO NIGHT	8/18/25			24	55.15%	8,119	5,386	55,563	285	\$825,400.00	\$935,690.00	\$944,740.00
	2676	\$10	25,087,000	LIMITED EDITION MEGA LOTERIA	6/23/25			32	45.16%	30,244	9,014	230,756	96	\$3,257,480.00	\$3,409,740.00	\$3,415,920.00
	2669	\$10	34,459,550	MEGA LOTERIA	8/4/25			26	33.17%	38,231	10,892	405,623	55	\$4,571,160.00	\$4,690,310.00	\$4,685,620.00
	2684	\$10	8,197,800	RUBY 75	9/2/25			22	53.59%	9,997	6,495	56,885	170	\$1,020,060.00	\$1,051,540.00	\$1,155,800.00
	2609	\$20	8,139,175	\$100, \$200, \$500 OR \$1,000!	11/18/24			63	62.95%	6,751	2,565	109,456	91	\$699,660.00	\$691,540.00	\$757,820.00
	2658	\$20	15,267,250	\$1,000,000 CROSSWORD	6/16/25			33	50.35%	38,891	10,065	248,368	55	\$4,541,880.00	\$4,619,180.00	\$4,641,920.00
	2645	\$20	6,606,600	200X	5/5/25			39	76.52%	11,132	4,740	43,317	169	\$1,017,520.00	\$1,109,880.00	\$1,128,180.00
	2685	\$20	9,157,950	DIAMOND 75	9/2/25			22	34.04%	15,745	7,357	214,877	173	\$1,612,880.00	\$1,697,160.00	\$1,806,980.00
	2655	\$20	8,197,525	EXTREME MULTIPLIER	8/4/25			26	49.21%	16,825	6,764	139,688	75	\$1,918,140.00	\$1,933,200.00	\$2,066,480.00
	2671	\$20	6,086,825	INSTANT MILLIONS	10/20/25			15	42.37%	21,990	8,673	106,493	54	\$2,190,300.00	\$2,252,100.00	\$2,395,360.00
	2638	\$20	5,965,950	MEGA JUMBO BUCKS	3/3/25			48	68.98%	6,998	3,374	61,779	99	\$615,220.00	\$569,880.00	\$650,180.00
	2653	\$20	24,210,225	MILLION DOLLAR LOTERIA	7/21/25			28	37.80%	51,036	12,219	530,717	83	\$7,026,900.00	\$6,906,720.00	\$6,792,580.00
	2633	\$30	7,210,250	\$3 MILLION CASH	4/7/25			43	48.14%	10,586	5,590	131,171	56	\$1,550,610.00	\$1,507,950.00	\$1,692,600.00
	2616	\$30	7,216,125	30X SUPREME	12/16/24			59	50.94%	6,068	3,303	130,710	83	\$737,820.00	\$754,590.00	\$802,440.00
	2661	\$30	6,107,225	PREMIER PLAY	8/4/25			26	34.28%	12,832	6,844	138,075	85	\$1,776,420.00	\$1,819,740.00	\$1,831,110.00
	2624	\$50	6,039,620	\$5 MILLION ROYALE	4/21/25			41	48.83%	11,163	3,777	137,597	80	\$1,736,600.00	\$1,900,550.00	\$2,147,250.00
	2589	\$50	6,082,060	500X	9/16/24			72	78.76%	6,735	2,555	53,668	87	\$1,230,000.00	\$1,329,450.00	\$1,571,900.00

Liability for 2616 / 30X SUPREME

Tier ↕	Reference ↕	Tier Value ↕	Outstanding Tier Count ↕	Outstanding Tier Amount ↕	Tickets Paid ↕	Amount Paid ↕	Estimated Tickets Sold ↕	Percent Paid ↕	Last Date Cashed ↕
1	1	\$30.00	359,032	\$10,770,960.00	362247	\$10,867,410.00	3,624,144.933	5,022%	02/01/2026
2	2	\$50.00	215,216	\$10,760,800.00	217737	\$10,886,850.00	3,629,071.537	5,029%	02/01/2026
3	3	\$100.00	107,579	\$10,757,900.00	109000	\$10,900,000.00	3,631,735.418	5,033%	02/01/2026
4	4	\$100.00	142,606	\$14,260,600.00	146039	\$14,603,900.00	3,650,975	5,059%	02/01/2026
5	0	\$150.00	35,864	\$5,379,600.00	36296	\$5,444,400.00	3,629,662.874	5,030%	02/01/2026
6	0	\$150.00	32,659	\$4,898,850.00	33421	\$5,013,150.00	3,649,668.79	5,058%	02/01/2026
7	0	\$200.00	6,029	\$1,205,800.00	6054	\$1,210,800.00	3,615,527.663	5,010%	02/01/2026
8	0	\$200.00	7,136	\$1,427,200.00	7369	\$1,473,800.00	3,666,020.346	5,080%	02/01/2026
9	0	\$200.00	8,969	\$1,793,800.00	9150	\$1,830,000.00	3,644,105.29	5,050%	02/01/2026
10	0	\$300.00	9,046	\$2,713,800.00	9078	\$2,723,400.00	3,614,432.948	5,009%	02/01/2026
11	0	\$300.00	11,976	\$3,592,800.00	12185	\$3,655,500.00	3,639,273.338	5,043%	02/01/2026
12	0	\$300.00	12,041	\$3,612,300.00	12104	\$3,631,200.00	3,617,476.786	5,013%	02/01/2026
13	0	\$500.00	1,514	\$757,000.00	1508	\$754,000.00	3,600,898.908	4,990%	02/01/2026
14	0	\$500.00	1,810	\$905,000.00	1805	\$902,500.00	3,603,072.095	4,993%	01/31/2026
15	0	\$500.00	1,818	\$909,000.00	1833	\$916,500.00	3,622,886.093	5,021%	02/01/2026
16	0	\$1,000.00	135	\$135,000.00	121	\$121,000.00	3,410,746.579	4,727%	01/30/2026
		Totals	954,009	\$77,621,910.00	966501	\$84,678,410.00			

[illegible]

NO. OF TICKETS:		7,216,125	TEXAS LOTTERY COMMISSION		6,938,400	"30X SUPREME" - GAME NO. 2616				PAYOUT %	74.97%	
NO. POOLS:		60,13	END OF PRODUCTION PRIZE STRUCTURE		7,221,600	5-Nov-24						
PACK SIZE:		25										
PACKS/POOL:		4,800										
PACKS/GAME:		288,645										
		7,216,125										
PRIZE LEVEL	PRIZE CODE	TIER CODE	GET:	# OF WAYS TO WIN:	WIN:	ODDS OF 1 IN:	WINNERS IN 60,13 POOLS	WINNERS IN 25 (PER PACK*)	WINNERS IN 120,000 (Per Pool)	PRIZE COST	PERCENT OF PRIZE FUND **	VALIDATION TIER LEVELS
1	1	G	\$30	1	\$30	10.00	721,279	2,500	12,000,000	\$21,638,370	13.33%	LOW-TIER
2	2	G	\$50	1	\$50	16.67	432,953	1,500	7,200,000	\$21,647,650	13.34%	
3	3	G	\$100	1	\$100	33.32	216,579	0.750	3,600,000	\$21,657,900	13.34%	
4	4	G	\$50 x 2	2	\$100	25.00	288,645	1.000	4,800,000	\$28,864,500	17.78%	
5	0	M	\$150	1	\$150	100.00	72,160	0.250	1,200,000	\$10,824,000	6.67%	
6	0	M	\$30 "5X"	1	\$150	109.20	66,080	0.229	1,100,000	\$9,912,000	6.11%	
7	0	M	\$200	1	\$200	597.21	12,083	0.042	200,000	\$2,416,600	1.49%	
8	0	M	\$50 x 4	4	\$200	497.49	14,505	0.050	240,000	\$2,901,000	1.79%	
9	0	M	\$30 "5X" + \$50	2	\$200	398.26	18,119	0.063	300,000	\$3,623,800	2.23%	
10	0	M	\$300	1	\$300	398.15	18,124	0.063	300,000	\$5,437,200	3.35%	
11	0	M	\$30 "10X"	1	\$300	298.67	24,161	0.083	400,000	\$7,248,300	4.47%	
12	0	M	\$100 "3X"	1	\$300	298.87	24,145	0.083	400,000	\$7,243,500	4.46%	
13	0	M	\$500	1	\$500	2,387.86	3,022	0.010	50,000	\$1,511,000	0.93%	MID-TIER
14	0	M	\$100 "5X"	1	\$500	1,996.16	3,615	0.013	60,000	\$1,807,500	1.11%	
15	0	M	\$30 "10X" + \$50 "3X" + \$50	3	\$500	1,976.48	3,651	0.013	60,000	\$1,825,500	1.12%	
16	0	H	\$1,000	1	\$1,000	28,187.99	256	0.001	4,2571	\$256,000	0.16%	
17	0	H	\$30 "10X" + \$100 + \$150 x 4	6	\$1,000	22,410.33	322	0.001	5,3547	\$322,000	0.20%	
18	0	H	\$100 "10X"	1	\$1,000	28,298.53	255	0.001	4,2405	\$255,000	0.16%	
19	0	H	\$30 "30X" + \$100	2	\$1,000	19,716.19	366	0.001	6,0864	\$366,000	0.23%	
20	0	H	\$50 "30X"	1	\$1,500	46,555.65	155	0.001	2,5776	\$232,500	0.14%	
21	0	H	\$30 x 15 + \$50 x 7 + \$100 x 2 + \$200 x 6 + \$300 + \$150 "30X" + \$500 x 2 + \$1,000 x 2	36	\$10,000	360,806.25	20	0.000	0.3326	\$200,000	0.12%	HIGH-TIER
22	0	H	\$10,000	1	\$10,000	656,011.36	11	0.000	0.1829	\$110,000	0.07%	
23	0	H	\$3,000,000	1	\$3,000,000	1,804,031.25	4 ***	0.000	0.0665	\$12,000,000	7.39%	
							1,920,510	6,653	31,933.098	\$162,300,320	100.00%	100.00%
							3.76					8.47%



INTEROFFICE MEMO

Ryan Mindell, Executive Director LaDonna Castañuela, Charitable Bingo Operations Director


Payment Approval

November 22, 2024

The attached invoice(s) for service is being submitted for approval.

Vendor Name	Pollard Banknote Limited
P.O. Number (if applicable)	362-24-9010 RL032
Tx Game #/Name	Game #2616 30X Supreme
Draw #	
Invoice Number	8542789
Invoice Amount	\$885,811.21


The above referenced invoice(s) have been reviewed and certified as proper, accurate and should be paid by the Texas Lottery Commission.



Dale Bowersock (Scratch Ticket Strategy Coordinator)

11/22/2024


Date

 For Will Russ

Will Russ (Products Manager)

11/22/2024

Date



Robert Tirloni (Lottery Operations Division Director)

11/22/2024

Date





140 Otter Street
Winnipeg, Manitoba
Canada R3T 0M8
Phone: (204) 474-2323
Fax: (204) 453-1375

INVOICE NO.: 8542789

Sold To: Texas Lottery Commission P.O. Box 16630 Austin, TX 78761-6630 United States	Ship To: Texas Lottery Commission P.O. Box 16630 Austin, TX 78761-6630 United States
Terms: Net 30 days after date of invoice	Due Date: December 20, 2024


Invoice Date	Order No.	Your Order	Customer No.
November 20, 2024	1236930		5008

Order name: 30X SUPREME #2616
PO Number:

Product Description	Quantity	Unit Price	Amount
Ticket Size 10 x 4	7,216,125	33.08 /M	238,709.41
Spectrum process applied to Scratch FX®	7,216,125	70.00 /M	505,128.75
Four colour process / Spectrum overprints	7,216,125	10.00 /M	72,161.25
Flood UV varnish on ticket front	7,216,125	3.04 /M	21,937.02
Multiple Play Area	7,216,125	2.00 /M	14,432.25
Spectrum process applied to Scratch FX®	1	5,000.00 Ea	5,000.00
Inserts	1	28,442.52 Ea	28,442.52

Under unit price '/M' = price per thousand.

Before Taxes:	885,811.21 USD
Freight:	0.00
Deposit:	0.00
Amount Due:	885,811.21 USD



Scratch Ticket Game Closing Analysis

02/26/23 Thru 02/22/25

Average Number of Weeks for 85% Average Sell Through (2 Years)

Price Point									
Print Quantities	\$1	\$2	\$3	\$5	\$10	\$20	\$30	\$50	\$100
< 5M	None	None	None	None	Week 27*	None	None	None	None
5M-9.99M	Week 19	Week 24	Week 13*	Week 25	Week 22	None	None	Week 58*	None
10M-14.99M	Week 24*	None	None	Week 48*	None	Week 37*	None	None	None
15M-19.99M	Week 42	None	None	Week 64*	None	None	None	None	None
20M-24.99M	None	Week 50*	None	None	Week 72*	None	None	None	None
25M-29.99M	None	None	None	None	None	Week 63*	None	None	None
30M-34.99M	None	None	None	Week 54	None	None	None	None	None
>=35M	None	None	None	None	None	None	None	None	None

Average Weekly Dollar Sales at 85% Average Sell Through (2 Years)

Price Point									
Print Quantities	\$1	\$2	\$3	\$5	\$10	\$20	\$30	\$50	\$100
< 5M	None	None	None	None	\$1,295,512	None	None	None	None
5M-9.99M	\$434,607	\$484,912	\$1,163,923	\$1,295,271	\$2,729,088	None	None	\$3,038,356	None
10M-14.99M	\$465,971	None	None	\$1,077,365	None	\$4,652,039	None	None	None
15M-19.99M	\$357,603	None	None	\$1,120,927	None	None	None	None	None
20M-24.99M	None	\$831,376	None	None	\$2,865,487	None	None	None	None
25M-29.99M	None	None	None	None	None	\$6,794,150	None	None	None
30M-34.99M	None	None	None	\$3,182,680	None	None	None	None	None
>=35M	None	None	None	None	None	None	None	None	None

None = No games at this level with 85% sell through

* Only one game at this level with 85% sell through

Excludes Promotional Tickets
Unaudited - For Internal Use Only

From: [Gough, Riley](#)
To: [Bowersock, Dale](#)
Cc: [Russ, Will](#)
Subject: RE: Pre-call Recommendation
Date: Tuesday, February 3, 2026 9:32:20 AM
Attachments: [image002.png](#)
[image003.png](#)

CAUTION: This email originated outside the Texas Lottery's email system.
DO NOT click links or open attachments unless you expect them from the sender and know the content is safe.

Hi Dale,

Yes, that sounds like a good plan, to pre-call 30X Supreme (#2616) in preparation for the next \$30 game introduction.

Thanks,
Riley

Riley Gough
Sr Products Manager



8520 Tuscany Way, Bldg 6, Suite 100A
Austin, TX, 78727, USA

Riley.Gough@brightstarlottery.com

BrightstarLottery.com

From: Bowersock, Dale <Dale.Bowersock@lottery.state.tx.us>
Sent: Tuesday, February 3, 2026 9:14 AM
To: Gough, Riley <Riley.Gough@brightstarlottery.com>
Cc: Russ, Will <Will.Russ@lottery.state.tx.us>
Subject: RE: Pre-call Recommendation

CAUTION: This email originated outside of Brightstar. Do not click links or open attachments unless you recognize the sender and know the content is safe.

Hey Riley, just checking to see if you can respond to this one asap and maybe I can get it in the list for this week's precalls.

From: Bowersock, Dale
Sent: Monday, February 2, 2026 10:10 AM
To: Gough, Riley <BS> <riley.gough@brightstarlottery.com>
Cc: Russ, Will <Will.Russ@lottery.state.tx.us>
Subject: Pre-call Recommendation

Riley,
We would like to Pre-call #2616, 30X Supreme this month due to it being a slow moving game and also to make room for a new \$30 game introduction which would potentially generate higher sales.

Any concerns?



Dale Bowersock

Scratch Ticket Strategy Coordinator / Lottery Operations Division
Texas Department of Licensing and Regulation
(512) 344-5166

CONFIDENTIALITY NOTICE: This message is the property of Brightstar Lottery and/or its subsidiaries and may contain proprietary, confidential or trade secret information. This message is intended solely for the use of the addressee. If you are not the intended recipient and have received this message in error, please delete this message from your system. Any unauthorized reading, distribution, copying, or other use of this message or its attachments is strictly prohibited.