

**Scratch Ticket Game Closing Analysis
SUMMARY REPORT**

Scratch Ticket Information

Date Completed 4/27/2026

Game #	2633	Confirmed Packs	8,837
Game Name	\$3 Million Ca\$h	Active Packs	4,481
Quantity Printed	7,210,250	Warehouse Packs	106,471
Price Point	\$30	Returned Packs	41
Start Date	4/7/2025	Printed Payout Percentage	74.84%
Top Prize	\$ 3,000,000	Percent Sold	57.60%
Number of Top Prizes Remaining	1	Number of Weeks Out	55

Current Game Sales Analysis

TANGIBLE COSTS

Expenditure Impact:

Cost to print tickets	\$ 1,163,025	Actual Ticket Production Costs
Program Fee	\$ 195,000	Data from Working Papers
Trip prize expense	\$ 7,311,269	Data from EOPPS and Working Papers
Prize payout expense	\$ 90,258,310	Data from Instant Ticket Tier Liability Screen in ES

Estimated Direct Costs \$ 98,927,604

TANGIBLE BENEFITS

Revenue Impact:

Estimated sales	\$ 124,593,120	Based on # of tkts printed, times % sold from DaVinci report, times the price point
Total Estimated Benefits	<u><u>\$ 124,593,120</u></u>	

Excess of Revenue over Expended \$ 25,665,516

INTANGIBLE POSITIVE BENEFITS:

- Allows for open bin space for new games at same price point with higher average weekly sales.
- Allows retailers to return inventory to Texas Lottery that is not selling thus releasing their financial burden

INTANGIBLE NEGATIVE BENEFITS:

- There are still valuable prizes remaining in this game.

Assumptions:

--Estimated sales revenue is calculated based on the number of tickets printed times the percent sold from the DaVinci report. The percent sold amount is based on pack settlements. Some partial packs could be returned thus slightly reducing the sales revenue amount reported above.

Weekly Sales Comparison Information

		<u>Previous 3 Weeks Sales from DaVinci</u>	
Most recent week sales	\$	1,417,770	
Next week	\$	1,559,190	
Next week	\$	1,580,340	
Avg Weekly Sales Current Game	\$	1,519,100	
Avg Weekly Sales \$20; 5M-9.99M Qty*	\$	2,351,123	
Percentage Of Variance In Sales		35%	

**Scratch Ticket Game Closing Analysis
RECOMMENDATION AND APPROVALS**

Instant Ticket Information

Game #	2633	Printed Payout Percentage	74.84%
Game Name	\$3 Million Ca\$h	Actual Payout Percentage	78.31%
Percent Sold	57.60%	Number of Weeks Out	55
Average # of Weeks for 85% Sell-through for Same Price Point Game With Similar Print Run.*			37

* No games at the \$30, 5M-9.99M level so the \$20, 5M-9.99M level was used. Only one game at this level with 85% sell through.

Recommendation

Based on the findings in this Summary Report, I am recommending closing the above game.

Products recommends closing the above game based on the below business reason(s):

The Products Department recommends pre-calling this game in May to ensure timely claims processing and fulfillment processing prior to the trip event. Fulfillment processing will also include obtaining travel documents including passports for the winners.

Dale Boussock

4/27/2026

Scratch Ticket Strategy Coordinator

Date

WB

Will Russ

4/27/2026

Products Manager

Date

By signing below, I agree with the recommendation of the Products Department Staff to close the above game.

Kelly Stueckey

4/28/2026

Lottery Operations Division Director

Date

AA

Barbara M. Myer

4/30/2026

Chief Financial Officer

Date

[Signature]

4/30/2026

Executive Director*

Date

*Executive Director Order No. 01-26 delegates authority to the Lottery & Charitable Bingo Deputy Executive Director.



Da Vinci Report
Week End Date: 4/25/26
4/27/26

Product Line	Game	Game \$	Tix Run	Name	Start	Call	Close	Wks	% Sold	Confirmed	Active	Ware	Return	Net Sales			
														4/25/26	4/18/26	4/11/26	4/4/26
Mature	2712	\$5	14,827,950	50X THE CASH	1/5/26			16	43.74%	9,403	7,122	92,378	22	\$1,183,210.00	\$1,379,500.00	\$1,453,790.00	\$1,524,150.00
	2687	\$5	17,339,625	BINGO TIMES 20	12/1/25			21	40.69%	8,780	6,894	117,197	1,153	\$1,252,305.00	\$1,278,660.00	\$1,369,360.00	\$1,418,045.00
	2430	\$5	20,201,100	BONUS BREAK THE BANK	7/7/25			42	45.54%	7,545	4,401	131,928	124	\$570,020.00	\$532,685.00	\$613,040.00	\$559,710.00
	2683	\$5	11,380,950	EMERALD 75	9/2/25			34	66.69%	2,269	2,073	44,770	183	\$282,610.00	\$309,615.00	\$359,580.00	\$367,570.00
	2581	\$5	30,271,200	SUPER CROSSWORD	12/16/24			71	76.98%	14,651	7,844	67,002	29	\$1,595,895.00	\$1,608,425.00	\$1,733,305.00	\$1,716,510.00
	2648	\$5	59,199,675	SUPER LOTERIA	4/21/25			53	75.31%	34,573	14,669	137,993	41	\$4,726,535.00	\$4,767,200.00	\$4,841,135.00	\$4,868,135.00
	2668	\$10	22,393,250	\$250,000 50X CASHWORD	9/15/25			32	41.28%	26,208	9,588	222,340	48	\$3,223,750.00	\$3,136,430.00	\$3,298,100.00	\$3,235,010.00
	2637	\$10	10,070,300	\$50, \$100 OR \$500!	7/7/25			42	64.96%	7,131	2,868	58,438	97	\$935,270.00	\$958,730.00	\$940,750.00	\$993,680.00
	2691	\$10	8,071,350	100X SONIC BLAST	10/6/25			29	63.41%	10,681	5,855	38,863	688	\$1,023,280.00	\$1,076,570.00	\$1,171,340.00	\$1,280,790.00
	2713	\$10	11,808,600	100X THE CASH	1/5/26			16	35.78%	16,794	8,000	123,287	17	\$1,892,350.00	\$1,943,190.00	\$1,963,740.00	\$2,160,940.00
	2676	\$10	25,087,000	LIMITED EDITION MEGA LOTERIA	6/23/25			44	62.19%	29,676	8,646	145,818	45	\$3,477,940.00	\$3,416,960.00	\$3,406,610.00	\$3,567,440.00
	2705	\$10	8,182,700	LUCKY MATCH	12/1/25			21	47.03%	9,168	5,685	67,764	700	\$885,150.00	\$1,027,780.00	\$1,063,740.00	\$1,104,960.00
	2689	\$10	34,459,550	MEGA LOTERIA	8/4/25			38	51.02%	39,420	11,102	280,037	51	\$5,086,040.00	\$5,077,750.00	\$5,042,740.00	\$5,190,840.00
	2689	\$10	6,039,950	REINDEER RICHES	11/3/25			25	72.39%	1,898	769	15,670	11,387	\$130,990.00	\$186,070.00	\$203,340.00	\$252,350.00
	2609	\$20	8,139,175	\$100, \$200, \$500 OR \$1,000!	11/18/24			75	68.48%	6,942	2,394	90,990	68	\$713,140.00	\$720,980.00	\$706,620.00	\$746,540.00
	2744	\$20	6,105,050	\$1,000,000 CASH!	12/1/25			21	41.32%	15,024	6,877	116,725	55	\$1,516,400.00	\$1,551,140.00	\$1,504,380.00	\$1,658,140.00
	2668	\$20	15,267,250	\$1,000,000 CROSSWORD	6/16/25			45	71.18%	41,682	10,342	116,942	45	\$5,266,380.00	\$5,283,240.00	\$5,231,540.00	\$5,432,120.00
	2714	\$20	7,131,450	200X THE CASH	1/5/26			16	38.75%	20,078	8,055	142,579	24	\$2,572,420.00	\$2,593,060.00	\$2,659,660.00	\$2,717,860.00
	2685	\$20	9,157,950	DIAMOND 75	9/2/25			34	43.46%	8,682	4,644	190,659	177	\$1,156,720.00	\$1,144,160.00	\$1,125,360.00	\$1,281,100.00
	2655	\$20	8,197,525	EXTREME MULTIPLIER	8/4/25			38	62.71%	12,247	5,358	101,503	27	\$1,554,940.00	\$1,598,180.00	\$1,600,460.00	\$1,715,060.00
	2671	\$20	6,086,825	INSTANT MILLIONS	10/20/25			27	63.70%	15,351	7,002	62,339	28	\$1,839,520.00	\$1,837,060.00	\$1,798,620.00	\$2,053,880.00
	2653	\$20	24,210,225	MILLION DOLLAR LOTERIA	7/21/25			40	59.51%	62,708	12,850	305,878	51	\$9,042,360.00	\$8,847,760.00	\$8,815,000.00	\$9,078,860.00
	2633	\$30	7,210,250	\$3 MILLION CASH	4/7/25			55	57.60%	8,837	4,481	106,471	41	\$1,417,770.00	\$1,559,190.00	\$1,580,340.00	\$1,653,840.00
	2661	\$30	6,107,225	PREMIER PLAY	8/4/25			38	45.84%	9,776	5,241	114,430	46	\$1,486,080.00	\$1,518,840.00	\$1,508,790.00	\$1,693,470.00
	2624	\$50	6,039,620	\$5 MILLION ROYALE	4/21/25			53	56.84%	10,271	3,647	114,006	30	\$1,850,550.00	\$1,960,000.00	\$2,096,200.00	\$2,179,000.00
	2589	\$50	6,082,060	500X	9/16/24			84	83.98%	5,482	2,123	39,461	50	\$1,125,200.00	\$1,182,100.00	\$1,344,050.00	\$1,370,700.00
	2659	\$50	8,031,760	500X LOTERIA SPECTACULAR	9/15/25			32	42.85%	28,809	7,514	188,616	39	\$5,781,550.00	\$5,993,350.00	\$6,183,000.00	\$6,416,250.00
	2689	\$50	5,002,420	CASINO MILLIONS	1/20/26			14	26.94%	20,951	6,622	152,065	32	\$3,634,700.00	\$3,909,700.00	\$4,343,250.00	\$4,656,700.00
	2677	\$50	4,651,020	GOLDEN RICHES	11/17/25			23	40.18%	15,843	4,984	114,823	37	\$2,551,500.00	\$2,923,250.00	\$3,083,300.00	\$3,332,650.00
	2590	\$50	6,119,700	X	1/21/25			66	59.00%	6,398	2,372	114,828	91	\$1,095,950.00	\$1,226,250.00	\$1,217,850.00	\$1,304,800.00
	2400	\$100	10,379,010	\$20 MILLION SUPREME	5/16/22			206	82.93%	4,030	1,341	110,142	88	\$975,500.00	\$1,016,000.00	\$945,900.00	\$1,037,300.00
	2665	\$100	5,645,205	\$5,000,000 FORTUNE	2/3/25			64	44.36%	13,155	4,236	188,766	107	\$2,607,800.00	\$2,689,500.00	\$2,631,400.00	\$2,629,600.00
	2587	\$100	6,027,705	LOTERIA SUPREME	8/18/25			36	31.04%	23,491	7,254	241,706	78	\$5,038,400.00	\$5,216,100.00	\$5,138,500.00	\$5,103,000.00

Liability for 2633 / \$3 MILLION CA\$H

Tier	Reference	Tier Value	Outstanding Tier Count	Outstanding Tier Amount	Tickets Paid	Amount Paid	Estimated Tickets Sold	Percent Paid	Last Date Cashed
1	1	\$30.00	348,740	\$10,462,200.00	458747	\$13,762,410.00	4,096,264.778	5,681%	04/26/2026
2	2	\$50.00	223,538	\$11,176,900.00	295682	\$14,784,100.00	4,106,045.877	5,695%	04/26/2026
3	3	\$100.00	74,502	\$7,450,200.00	98541	\$9,854,100.00	4,105,946.182	5,695%	04/26/2026
4	4	\$100.00	49,247	\$4,924,700.00	66120	\$6,612,000.00	4,132,392.539	5,731%	04/26/2026
5	5	\$150.00	24,827	\$3,724,050.00	32895	\$4,934,250.00	4,109,025.567	5,699%	04/26/2026
6	6	\$150.00	49,221	\$7,383,150.00	66117	\$9,917,550.00	4,133,244.024	5,732%	04/26/2026
7	0	\$200.00	15,578	\$3,115,600.00	20514	\$4,102,800.00	4,098,167.696	5,684%	04/26/2026
8	0	\$200.00	16,152	\$3,230,400.00	21692	\$4,338,400.00	4,132,880.853	5,732%	04/26/2026
9	0	\$200.00	15,389	\$3,077,800.00	20643	\$4,128,600.00	4,130,805.694	5,729%	04/26/2026
10	0	\$300.00	5,195	\$1,558,500.00	6867	\$2,060,100.00	4,104,857.134	5,693%	04/26/2026
11	0	\$300.00	7,739	\$2,321,700.00	10310	\$3,093,000.00	4,118,659.067	5,712%	04/26/2026
12	0	\$500.00	1,552	\$776,000.00	2056	\$1,028,000.00	4,108,723.393	5,698%	04/25/2026
13	0	\$500.00	1,821	\$910,500.00	2422	\$1,211,000.00	4,115,773.156	5,708%	04/26/2026
		Totals	835,242	\$64,309,200.00	1104848	\$90,258,310.00			

14	0	\$500.00	1,571	\$785,500.00	2046	\$1,023,000.00	4,078,565.524	5,657%	04/26/2026
15	0	\$1,000.00	48	\$48,000.00	58	\$58,000.00	3,945,231.131	5,472%	04/02/2026
16	0	\$1,000.00	48	\$48,000.00	56	\$56,000.00	3,882,442.309	5,385%	04/20/2026
17	0	\$1,000.00	46	\$46,000.00	55	\$55,000.00	3,926,373.753	5,446%	04/22/2026
18	0	\$10,000.00	5	\$50,000.00	4	\$40,000.00	3,204,555.596	4,444%	11/03/2025
19	0	\$10,000.00	11	\$110,000.00	10	\$100,000.00	3,433,452.346	4,762%	04/23/2026
20	0	\$10,000.00	11	\$110,000.00	10	\$100,000.00	3,433,452.346	4,762%	04/20/2026
21	0	\$3,000,000.00	1	\$3,000,000.00	3	\$9,000,000.00	5,407,687.352	7,500%	04/24/2026
		Totals	835,242	\$64,309,200.00	1104848	\$90,258,310.00			

NO. OF TICKETS: 7,210,250
 NO. POOLS: 60,09
 PACK SIZE: 25
 PACKS/POOL: 4,800
 PACKS/GAME: 288,410

Minimum: 6,938,400
 Maximum: 7,221,600
 TEXAS LOTTERY COMMISSION
 "\$3 MILLION CASH" GAME NO. 2633
 END OF PRODUCTION PRIZE STRUCTURE
 5-Feb-25

PRIZE LEVEL	PRIZE CODE	TIER CODE	GET	# OF WAYS TO WIN	WIN	ODDS OF 1 IN:	WINNERS IN POOLS	REVENUE	INSTANT PRIZE FUND	WINNERS IN (Per Pool)	PRIZE COST	PERCENT OF PRIZE FUND **	INSTANT PAYOUT %	VALIDATION TIER LEVELS
1	1	G	\$30	1	\$30	8.93	807,487	\$216,307,500	\$154,567,510	13,440,000	\$24,224,610	14.96%	71.46%	
2	2	G	\$50	1	\$50	13.89	519,220		\$161,878,779	8,640,000	\$25,961,000	16.04%	74.84%	
3	3	G	\$100	1	\$100	41.67	173,043			2,880,000	\$17,304,300	10.69%		
4	4	G	\$50*2X	1	\$100	62.50	115,367			1,920,000	\$11,536,700	7.13%		
5	5	G	\$150	1	\$150	124.91	57,722			960,000	\$8,658,300	5.35%		LOW-TIER
6	6	G	\$30*5X	1	\$150	62.51	115,338			1,920,000	\$17,300,700	10.69%		64.85%
7	0	M	\$200	1	\$200	199.77	36,092			600,000	\$7,218,400	4.46%		
8	0	M	\$100*2X	1	\$200	190.53	37,844			630,000	\$7,568,800	4.68%		
9	0	M	\$30*5X + \$50	2	\$200	200.11	36,032			600,000	\$7,206,400	4.45%		
10	0	M	\$300	1	\$300	597.77	12,062			200,000	\$3,618,600	2.24%		
11	0	M	\$30*10X	1	\$300	399.48	18,049			300,000	\$5,414,700	3.34%		
12	0	M	\$500	1	\$500	1,998.41	3,608			60,000	\$1,804,000	1.11%		
13	0	M	\$50*10X	1	\$500	1,699.33	4,243			70,000	\$2,121,500	1.31%		MID-TIER
14	0	M	\$100*5X	1	\$500	1,993.43	3,617			60,000	\$1,808,500	1.12%		22.71%
15	0	H	\$1,000	1	\$1,000	68,021.23	106			1,7642	\$106,000	0.07%		
16	0	H	\$50*20X	1	\$1,000	69,329.33	104			1,7309	\$104,000	0.06%		
17	0	H	\$30*20X + \$50 x 8	9	\$1,000	71,388.61	101			1,6809	\$101,000	0.06%		
18	0	H	\$10,000	1	\$10,000	801,138.89	9			0,1498	\$90,000	0.06%		
19	0	H	\$200 x 20 + \$300 x 10 + \$500 x 4 + \$1,000	35	\$10,000	343,345.24	21			0,3495	\$210,000	0.13%		
20	0	H	\$500*20X	1	\$10,000	343,345.24	21			0,3495	\$210,000	0.13%		
21	0	H	\$3,000,000	1	\$3,000,000	1,802,562.50	4			0,0666	\$12,000,000	7.41%		HIGH-TIER
							3.72	1,940,090		6.726	\$ 154,567,510	95.48%		95.48%

Odds Tolerance: 0.0005
 Odds Min: 3.7165
 Odds Max: 3.7170

DRAWINGS	European SkyCruise™ Promotion	\$42,750.00
	European SkyCruise™ Promotion Federal Withholding	\$13,450.53
	Subtotal: Drawings	\$56,240.53

TOTAL: 1,940,220 \$ 161,878,779 100.00%

Consolidated odds are 1 in: \$30 8.93 807,487
 \$50 13.89 519,220
 \$100 41.66 173,060
 \$200 65.57 109,968
 \$300 239.46 30,111
 \$500 628.73 11,468
 \$1,000 23,184.08 311
 \$10,000 141,377.45 51
 \$3,000,000 1,802,562.50 4
 1,940,090

* Each of the following GLEPS will be used in approximately 20% of each pack of 25 tickets.
 ** Numbers are rounded.
 *** This Number of prizes is guaranteed delivery to the Lottery.
 **** The \$30, \$50, \$100 and \$150 prize levels are included in the GLEPS, programmed as G-Tiers and included in the Low-Tier file.

Callout: Not applicable for this game.



INTEROFFICE MEMO

Ryan Mindell, Executive Director LaDonna Castañuela, Charitable Bingo Operations Director

Payment Approval

February 26, 2025

The attached invoice(s) for service is being submitted for approval.

Vendor Name	Pollard Banknote Limited
P.O. Number (if applicable)	362-25-9010 RL004
Tx Game #/Name	Game #2633 \$3 Million Cash
Draw #	
Invoice Number	8544405
Invoice Amount	\$1,163,025.33

The above referenced invoice(s) have been reviewed and certified as proper, accurate and should be paid by the Texas Lottery Commission.

JB 2/26/2025




 Dale Bowersock (Scratch Ticket Strategy Coordinator)

2/26/2025

Date




 For Will Russ

 Will Russ (Products Manager)

2/26/2025

Date

 for Robert Tirloni

 Robert Tirloni (Lottery Operations Division Director)

2/26/2025

Date

Please return to Maria Perez in the Office of the Controller by

March 8, 2025



140 Otter Street
 Winnipeg, Manitoba
 Canada R3T 0M8
 Phone: (204) 474-2323
 Fax: (204) 453-1375

INVOICE NO.: 8544405

Sold To: Texas Lottery Commission P.O. Box 16630 Austin, TX 78761-6630 United States	Ship To: Texas Lottery Commission P.O. Box 16630 Austin, TX 78761-6630 United States
Terms: Net 30 days after date of invoice	Due Date: March 26, 2025


Invoice Date	Order No.	Your Order	Customer No.
February 24, 2025	1237045		5008

Order name: \$3 MILLION CASH #2633
PO Number:

Product Description	Quantity	Unit Price	Amount
Ticket Size 10 x 4	7,210,250	65.22 /M	470,252.51
Spectrum process applied to Scratch FX®	7,210,250	70.00 /M	504,717.50
Continuous Image	7,210,250	10.00 /M	72,102.50
Integrated Overprints	7,210,250	6.00 /M	43,261.50
Flood UV varnish on ticket front	7,210,250	2.40 /M	17,304.60
Silver Scratch FX®	1	5,940.00 Ea	5,940.00
Holographic stock (10pt)	1	49,446.72 Ea	49,446.72

Under unit price '/M' = price per thousand.

Before Taxes:	1,163,025.33 USD
Freight:	0.00
Deposit:	0.00
Amount Due:	1,163,025.33 USD



EXECUTED OCTOBER 18, 2024

TLC shall have the right to continue to market and sell the scratch tickets which are on hand or in process at the time of such expiration or termination for a period of one hundred and eighty (180) days from the announced end of the Eligible Game; provided that, TLC may continue to reproduce, use, and make copies of this Property solely for historical, archival, or illustrative purposes, including but not limited to agency reports, open records responses, legislative document requests, and other similar uses that document the existence and performance of the Eligible Game as a business initiative of TLC.

- (c) TLC shall indicate that licensing rights for scratch ticket games that includes the Property has been obtained from IMAGINE in any press releases relating to any such games issued by the TLC.
- (d) TLC shall submit to IMAGINE all artwork, including advertising and promotional materials for approval in writing prior to use.
- (e) The following legal line shall be included on the back of all tickets and on all advertising and promotional materials, space permitting:

SkyCruise™ is a registered trademark of Imagine Experience. All Rights Reserved.

8. TERM

The detailed requirements herein shall be effective as of the date the working papers for the Eligible Game are executed by both TLC and PBL and shall expire on the latter of the last day for claiming prizes for the Eligible Game or when the Promotion concludes on the tentatively scheduled last day of the Trip Prize event on April 25, 2027.

9. PAYMENT

PBL shall invoice the TLC for the allocated amounts set forth in Section 2 above, as follows:

- (a) PBL shall invoice the TLC for the program fee amount of one hundred ninety-five thousand dollars (\$195,000.00) upon delivery of the Eligible Game scratch tickets to the TLC. Any printing fees for the scratch tickets are not included in the program fees and will be invoiced separately pursuant to the Contract for Scratch Ticket Manufacturing and Services between PBL and TLC executed August 22, 2022.
- (b) PBL shall provide an invoice to the TLC for amounts allocated for a Trip Prize as set forth in Section 2 above once the signed Texas Lottery Promotional 2nd Chance Winner Listing has been received by PBL/IMAGINE. The amount of each invoice shall be calculated as forty-two thousand seven hundred fifty dollars (\$42,750.00) multiplied by the number of signed Texas Lottery Promotional 2nd Chance Claim Forms received during the month preceding the invoice.
 - i. If more than one hundred thirty (130) Trip Prizes are claimed, the TLC shall not be invoiced for an amount exceeding the cost of one hundred thirty (130) Trip Prizes.
 - ii. If a Trip Prize is not claimed, the TLC shall not be invoiced and shall not pay for the Trip Prize.

- (c) All payments by the TLC will be made in accordance with Tex. Gov't Code Section 2251.001 et seq. ("Payments for Goods and Services"). PBL/IMAGINE agrees that, if the Texas Comptroller of Public Accounts is currently prohibited from issuing a warrant to PBL/IMAGINE under Tex. Gov't Code Section 403.055, any payments owed to PBL/IMAGINE will be applied towards the debt or delinquent taxes that PBL/IMAGINE owes the State of Texas until the debt or delinquent taxes are paid in full.
- (d) The TLC shall make all payments due to PBL within thirty (30) days of the date of the TLC's receipt of the invoice in accordance with the Prompt Payment Act.
- (e) Responsibility for Prizes and Tax Withholdings:

Party responsible for prize value and tax withholdings and deposit of such tax withholdings with appropriate agencies:	Trip Prize valued at: <u>US residents:</u> \$56,240.53 for US residents including federal tax withholdings in the amount of \$13,490.53 <u>Non-US residents</u> \$61,071.43 for non-US residents including federal tax withholdings in the amount of \$18,321.43 Deposit of such withholdings with appropriate agency and W-2Gs issued in 2025 or 2026.
PBL/IMAGINE	
TLC	X

10. CHANGE OF VENUE

Any change of the venue of the Trip Prize Event requires the TLC's prior written approval.

11. CHANGE OF TRIP PRIZE DATE

Any change to the date of the Trip Prize Event requires the TLC's prior written approval. Should the date change, PBL/IMAGINE shall work with the Trip Prize Winners and the TLC and use its best efforts to reschedule the fulfillment of the Prizes in accordance with the new schedule.

12. NON-BROADCAST

The Trip Prize Event is not scheduled for television broadcast or any form of exhibition.

13. MAKE-GOODS

PBL/IMAGINE shall provide make-good entitlements ("**Make-Goods**"), at the election of the TLC, for any deliverable set forth in these detailed requirements insert that are not satisfied as required herein. All Make-Goods shall be equal to or greater than the value of such deliverable and mutually agreed upon by the TLC and PBL.

Scratch Ticket Game Closing Analysis

02/25/24 Thru 02/28/26

Average Number of Weeks for 85% Average Sell Through (2 Years)

Print Quantities	Price Point					Price Point				
	\$1	\$2	\$3	\$5	\$10	\$20	\$30	\$50	\$100	
< 5M	None	None	None	Week 17*	None	None	None	Week 57*	None	
5M-9.99M	Week 17	Week 27	Week 22*	Week 18	Week 25	Week 37*	None	Week 74*	None	
10M-14.99M	Week 22	None	None	Week 31*	None	None	None	None	None	
15M-19.99M	None	None	None	None	None	Week 58*	None	None	None	
20M-24.99M	None	Week 41*	None	None	Week 70*	None	None	None	None	
25M-29.99M	None	None	None	None	Week 43*	Week 69*	None	None	None	
30M-34.99M	None	None	None	None	None	None	None	None	None	
>=35M	None	None	Week 102*	Week 45*	None	None	None	None	None	

Average Weekly Dollar Sales at 85% Average Sell Through

Print Quantities	Price Point					Price Point				
	\$1	\$2	\$3	\$5	\$10	\$20	\$30	\$50	\$100	
< 5M	None	None	None	\$1,271,429	None	None	None	\$3,109,504	None	
5M-9.99M	\$489,333	\$430,424	\$702,708	\$1,650,766	\$2,831,019	\$2,351,123	None	\$4,557,105	None	
10M-14.99M	\$460,807	None	None	\$1,548,488	None	None	None	None	None	
15M-19.99M	None	None	None	None	None	\$4,503,279	None	None	None	
20M-24.99M	None	\$1,001,893	None	None	\$2,694,222	None	None	None	None	
25M-29.99M	None	None	None	None	\$5,056,047	\$6,320,244	None	None	None	
30M-34.99M	None	None	None	None	None	None	None	None	None	
>=35M	None	None	\$886,639	\$4,773,034	None	None	None	None	None	

None = no games at this level with 85% sell through
 * only one game at this level with 85% sell through

Excludes Promotional Tickets
 Unaudited - For Internal Use Only

From: [Gough, Riley](#)
To: [Bowersock, Dale](#)
Cc: [Russ, Will](#); [ProductsScratchTeam](#)
Subject: RE: May Pre-call Recommendations
Date: Monday, April 20, 2026 2:22:23 PM
Attachments: [image001.png](#)
[image002.png](#)
[image003.png](#)
[image004.png](#)
[image005.png](#)
[image006.png](#)
[image007.png](#)

CAUTION: This email originated outside the Texas Lottery's email system. DO NOT click links or open attachments unless you expect them from the sender and know the content is safe.

Hi Dale,

No issues with the below list of games.

Thanks,
 Riley

From: Bowersock, Dale <Dale.Bowersock@lottery.state.tx.us>
Sent: Monday, April 20, 2026 8:18 AM
To: Gough, Riley <Riley.Gough@brightstarlottery.com>
Cc: Russ, Will <Will.Russ@lottery.state.tx.us>; ProductsScratchTeam <ProductsScratchTeam@lottery.state.tx.us>
Subject: RE: May Pre-call Recommendations

CAUTION: This email originated outside of Brightstar. Do not click links or open attachments unless you recognize the sender and know the content is safe.

Attached are the variance calculations for the games under 85%.

From: Bowersock, Dale
Sent: Monday, April 20, 2026 8:13 AM
To: Gough, Riley <BS> <Riley.Gough@brightstarlottery.com>
Cc: Russ, Will <Will.Russ@lottery.state.tx.us>; ProductsScratchTeam <ProductsScratchTeam@lottery.state.tx.us>
Subject: May Pre-call Recommendations
Importance: High

Below are the games I would recommend for Pre-call on May 1 with a Call date of 5/31/26 and an **End of Game date of 7/15/26**.

Game	\$	Tix Run	Name	Start	Call	Close	Wks	% Sold	Confirmed	Active	Ware	Return	Net Sales		
													4/18/26	4/11/26	4/4/26
2686	\$2	9,289,250	\$30,000 GOLD RUSH	9/15/25			31	51.98%	1,244	593	31,296	1,581	\$39,634.00	\$45,810.00	\$56,844.00
2692	\$2	6,081,000	PATRIOTIC PAYOUT	10/20/25			26	62.82%	1,746	792	12,468	1,759	\$48,820.00	\$53,588.00	\$60,796.00
2699	\$10	6,039,950	REINDEER RICHES	11/3/25			24	72.18%	2,168	896	15,687	10,696	\$186,070.00	\$203,340.00	\$252,350.00
2633	\$30	7,210,250	\$3 MILLION CASH	4/7/25			54	56.95%	9,117	4,598	108,026	71	\$1,559,190.00	\$1,680,340.00	\$1,653,840.00
2504	\$3	35,510,250	CROSSWORD	3/4/24			111	90.64%	5,813	4,522	13,674	272	\$625,914.00	\$721,170.00	\$749,121.00

Please let me know if you have any concerns with closing any of these games.

I should point out that we need to close \$3 Million Ca\$h in July for 2nd Chance prize fulfillment purposes.



Dale Bowersock
 Scratch Ticket Strategy Coordinator / Lottery Operations Division
 Texas Department of Licensing and Regulation
 (512) 344-5166

CONFIDENTIALITY NOTICE: This message is the property of Brightstar Lottery and/or its subsidiaries and may contain proprietary, confidential or trade secret information. This message is intended solely for the use of the addressee. If you are not the intended recipient and have received this message in error, please delete this message from your system. Any unauthorized reading, distribution, copying, or other use of this message or its attachments is strictly prohibited.