

**Scratch Ticket Game Closing Analysis  
SUMMARY REPORT**

**Scratch Ticket Information**

Date Completed 3/24/2026

Game #	2684	Confirmed Packs	6,423
Game Name	Ruby 7s	Active Packs	4,633
Quantity Printed	8,197,800	Warehouse Packs	48,687
Price Point	\$10	Returned Packs	484
Start Date	9/2/2025	Printed Payout Percentage	70.00%
Top Prize	\$ 500,000	Percent Sold	61.73%
Number of Top Prizes Remaining	1	Number of Weeks Out	29

**Current Game Sales Analysis**

TANGIBLE COSTS

**Expenditure Impact:**

Cost to print tickets	\$ 1,208,842	Actual Ticket Production Costs
Prize payout expense	\$ 34,965,530	Data from Instant Ticket Tier Liability Screen in ES

**Estimated Direct Costs** \$ 36,174,372

TANGIBLE BENEFITS

**Revenue Impact:**

Estimated sales	\$ 50,605,019	Based on # of tkts printed, times % sold from DaVinci report, times the price point
-----------------	---------------	---

**Total Estimated Benefits** \$ 50,605,019

**Excess of Revenue over Expended** \$ 14,430,647

INTANGIBLE POSITIVE BENEFITS:

- Allows for open bin space for new games at same price point with higher average weekly sales.
- Allows retailers to return inventory to Texas Lottery that is not selling thus releasing their financial burden

INTANGIBLE NEGATIVE BENEFITS:

- There are still valuable prizes remaining in this game.

Assumptions:

- Estimated sales revenue is calculated based on the number of tickets printed times the percent sold from the DaVinci report. The percent sold amount is based on pack settlements. Some partial packs could be returned thus slightly reducing the sales revenue amount reported above.

**Weekly Sales Comparison Information**

	<u>Previous 3 Weeks Sales from DaVinci</u>	
Most recent week sales	\$	739,660
Next week	\$	855,700
Next week	\$	907,280
<b>Avg Weekly Sales Current Game</b>	\$	<b>834,213</b>
<b>Avg Weekly Sales \$10; 5M - 9.99M Qty</b>	\$	<b>2,831,019</b>
<b>Percentage Of Variance In Sales</b>		<b>71%</b>

Scratch Ticket Game Closing Analysis  
RECOMMENDATION AND APPROVALS

Instant Ticket Information

Game #	2684	Printed Payout Percentage	70.00%
Game Name	Ruby 7s	Actual Payout Percentage	69.09%
Percent Sold	61.73%	Number of Weeks Out	29
Average # of Weeks for 85% Sell-through for Same Price Point Game With Similar Print Run.			25

Recommendation

Based on the findings in this Summary Report, I am recommending closing the above game.

Products recommends closing the above game based on the below business reason(s):

\_\_\_\_\_  
\_\_\_\_\_  
\_\_\_\_\_

  
\_\_\_\_\_  
Scratch Ticket Strategy Coordinator

3/24/2026  
\_\_\_\_\_  
Date

  
\_\_\_\_\_  
Products Manager

3/27/2026  
\_\_\_\_\_  
Date

By signing below, I agree with the recommendation of the Products Department Staff to close the above game.

  
\_\_\_\_\_  
Interim Lottery Operations Division Director

3/27/2026  
\_\_\_\_\_  
Date

  
\_\_\_\_\_  
Chief Financial Officer

3/30/2026  
\_\_\_\_\_  
Date

  
\_\_\_\_\_  
Executive Director\*

3/30/2026  
\_\_\_\_\_  
Date

\*Executive Director Order No. 01-26 delegates authority to the Lottery & Charitable Bingo Deputy Executive Director.


Play the Games of Texas!

Da Vinci Report 3/24/26

Week End Date: 3/21/26

Product Line	Game	\$	Tix Run	Name	Start	Call	Close	Wks	% Sold	Confirmed	Active	Ware	Return	Net Sales			
														3/21/26	3/14/26	3/7/26	2/28/26
Mature	2742	\$5	5,095,500	\$500 FRENZY	12/15/25			14	87.55%	3,275	3,466	47	243	\$526,280.00	\$717,640.00	\$964,750.00	\$1,199,790.00
	2667	\$5	17,339,625	BINGO TIMES 20	12/1/25			16	32.97%	10,539	8,163	131,633	673	\$1,429,730.00	\$1,576,125.00	\$1,680,995.00	\$1,657,300.00
	2430	\$5	20,201,100	BONUS BREAK THE BANK	7/7/25			37	42.74%	4,920	4,501	143,004	28	\$569,890.00	\$652,920.00	\$653,475.00	\$665,245.00
	2683	\$5	11,380,950	EMERALD 7S	9/2/25			29	63.64%	3,244	3,149	46,967	71	\$435,095.00	\$490,400.00	\$553,115.00	\$606,910.00
	2690	\$5	7,217,700	JURASSIC PARK	10/6/25			24	68.58%	1,763	1,798	23,379	1,328	\$235,570.00	\$290,870.00	\$319,070.00	\$342,080.00
	2670	\$5	7,320,675	MONEY MONEY MONEY	9/15/25			27	65.90%	2,509	2,331	26,953	60	\$279,855.00	\$332,365.00	\$360,070.00	\$382,895.00
	2581	\$5	30,271,200	SUPER CROSSWORD	12/16/24			66	71.50%	14,744	8,208	87,640	35	\$1,621,660.00	\$1,792,280.00	\$1,805,430.00	\$1,763,560.00
	2648	\$5	59,199,675	SUPER LOTERIA	4/21/25			48	67.23%	35,193	15,099	198,054	20	\$4,679,350.00	\$5,014,990.00	\$5,092,325.00	\$5,050,365.00
	2668	\$10	22,393,250	\$250,000 50X CASHWORD	9/15/25			27	34.08%	26,742	9,773	252,257	36	\$3,144,260.00	\$3,355,220.00	\$3,440,950.00	\$3,462,410.00
	2637	\$10	10,070,300	\$50, \$100 OR \$500!	7/7/25			37	60.17%	7,925	3,099	66,440	230	\$961,970.00	\$1,071,810.00	\$1,047,100.00	\$1,179,840.00
	2691	\$10	8,071,350	100X SONIC BLAST	10/6/25			24	56.28%	14,022	7,286	45,424	84	\$1,235,200.00	\$1,340,670.00	\$1,307,740.00	\$1,437,380.00
	2600	\$10	7,994,750	CASINO NIGHT	8/18/25			31	61.98%	5,388	3,882	49,221	50	\$599,910.00	\$691,520.00	\$729,390.00	\$810,630.00
	2676	\$10	25,087,000	LIMITED EDITION MEGA LOTERIA	6/23/25			39	55.28%	30,149	8,909	178,152	78	\$3,390,340.00	\$3,652,940.00	\$3,808,740.00	\$3,732,150.00
	2705	\$10	8,182,700	LUCKY MATCH	12/1/25			16	40.69%	12,325	7,168	74,080	53	\$1,163,080.00	\$1,328,690.00	\$1,408,740.00	\$1,566,890.00
	2669	\$10	34,459,550	MEGA LOTERIA	8/4/25			33	43.61%	39,399	11,354	328,782	33	\$4,986,690.00	\$5,270,170.00	\$5,427,130.00	\$5,335,780.00
	2699	\$10	6,039,950	REINDEER RICHES	11/3/25			20	70.65%	3,568	1,777	15,829	7,484	\$366,200.00	\$470,380.00	\$564,490.00	\$697,570.00
	2684	\$10	8,197,800	RUBY 7S	9/2/25			29	61.73%	6,423	4,633	48,687	484	\$739,660.00	\$855,700.00	\$907,280.00	\$967,070.00
	2609	\$20	8,139,175	\$100, \$200, \$500 OR \$1,000!	11/18/24			70	66.26%	6,034	2,308	99,300	51	\$732,460.00	\$824,700.00	\$802,500.00	\$758,700.00
	2744	\$20	6,105,050	\$1,000,000 CASH!	12/1/25			16	34.83%	18,970	7,883	127,515	94	\$1,671,980.00	\$1,900,080.00	\$1,929,200.00	\$2,019,440.00
	2658	\$20	15,267,250	\$1,000,000 CROSSWORD	6/16/25			40	62.52%	41,537	10,350	167,980	57	\$5,042,340.00	\$5,617,180.00	\$5,552,380.00	\$5,407,420.00
	2685	\$20	9,157,950	DIAMOND 7S	9/2/25			29	40.17%	11,064	5,494	198,673	252	\$1,333,160.00	\$1,515,980.00	\$1,549,780.00	\$1,597,880.00
	2655	\$20	8,197,525	EXTREME MULTIPLIER	8/4/25			33	57.73%	14,053	5,846	114,666	66	\$1,733,220.00	\$1,985,240.00	\$1,944,060.00	\$2,053,240.00
	2671	\$20	6,086,825	INSTANT MILLIONS	10/20/25			22	55.80%	18,293	8,249	76,161	80	\$2,074,020.00	\$2,384,120.00	\$2,319,320.00	\$2,520,840.00
	2653	\$20	24,210,225	MILLION DOLLAR LOTERIA	7/21/25			35	50.34%	62,607	12,843	391,945	45	\$8,481,800.00	\$9,209,600.00	\$9,120,860.00	\$9,003,640.00
	2633	\$30	7,210,250	\$3 MILLION CASH	4/7/25			50	53.90%	9,255	5,964	114,669	48	\$1,784,040.00	\$1,857,900.00	\$1,840,800.00	\$1,844,100.00
	2661	\$30	6,107,225	PREMIER PLAY	8/4/25			33	41.47%	10,685	6,954	121,959	55	\$1,782,180.00	\$1,960,230.00	\$1,968,330.00	\$1,869,480.00
	2624	\$50	6,039,620	\$5 MILLION ROYALE	4/21/25			48	53.44%	10,118	4,219	123,099	48	\$2,034,150.00	\$2,058,250.00	\$2,092,850.00	\$2,059,700.00
	2589	\$50	6,082,060	500X	9/16/24			79	81.90%	5,403	2,391	45,036	34	\$1,276,550.00	\$1,442,350.00	\$1,400,350.00	\$1,397,300.00
	2659	\$50	8,031,760	500X LOTERIA SPECTACULAR	9/15/25			27	35.20%	25,733	8,433	219,588	62	\$6,107,100.00	\$6,269,400.00	\$6,215,700.00	\$6,132,950.00
	2677	\$50	4,651,020	GOLDEN RICHES	11/17/25			18	33.66%	16,496	5,848	127,378	56	\$3,254,350.00	\$3,498,900.00	\$3,492,400.00	\$3,604,850.00
	2590	\$50	6,119,700	X	1/21/25			61	56.99%	6,479	2,727	119,983	57	\$1,226,950.00	\$1,379,100.00	\$1,268,250.00	\$1,330,150.00
	2400	\$100	10,379,010	\$20 MILLION SUPREME	5/16/22			201	82.46%	3,796	1,333	113,404	68	\$932,900.00	\$1,057,700.00	\$979,100.00	\$963,400.00
	2665	\$100	5,645,205	\$5,000,000 FORTUNE	2/3/25			59	42.01%	13,317	4,416	196,481	90	\$2,505,000.00	\$2,980,500.00	\$2,924,700.00	\$2,893,000.00

Liability for 2684 / RUBY 75

Tier	Reference	Tier Value	Outstanding Tier Count	Outstanding Tier Amount	Tickets Paid	Amount Paid	Estimated Tickets Sold
1	1	\$10.00	356,640	\$3,566,400.00	517401	\$5,174,010.00	4,852,804.294
2	2	\$20.00	85,745	\$1,714,900.00	132813	\$2,656,260.00	4,981,626.897
3	3	\$20.00	142,381	\$2,847,620.00	213143	\$4,262,860.00	4,914,727.797
4	0	\$30.00	64,517	\$1,935,510.00	99401	\$2,982,030.00	4,971,202.173
5	0	\$30.00	65,600	\$1,968,000.00	98394	\$2,951,820.00	4,918,560.028
6	0	\$50.00	21,098	\$1,054,900.00	33565	\$1,678,250.00	5,033,736.842
7	0	\$50.00	21,107	\$1,055,350.00	33529	\$1,676,450.00	5,030,822.831
8	0	\$50.00	21,182	\$1,059,100.00	33520	\$1,676,000.00	5,023,404.19
9	0	\$50.00	21,710	\$1,085,500.00	32881	\$1,644,050.00	4,937,661.186
10	0	\$100.00	7,983	\$798,300.00	12560	\$1,256,000.00	5,012,138.831
11	0	\$100.00	7,918	\$791,800.00	12583	\$1,258,300.00	5,031,604.185
12	0	\$100.00	7,909	\$790,900.00	12590	\$1,259,000.00	5,034,894.483
13	0	\$100.00	7,678	\$767,800.00	12055	\$1,205,500.00	5,008,081.843
14	0	\$100.00	5,722	\$572,200.00	8625	\$862,500.00	4,928,279.431
15	0	\$200.00	1,345	\$269,000.00	2098	\$419,600.00	4,995,348.359
16	0	\$200.00	1,338	\$267,600.00	2113	\$422,600.00	5,019,400.579
17	0	\$200.00	1,336	\$267,200.00	2098	\$419,600.00	5,008,440.419
18	0	\$200.00	1,321	\$264,200.00	2104	\$420,800.00	5,035,962.394
		<b>Totals</b>	<b>845,084</b>	<b>\$22,415,980.00</b>	<b>1265288</b>	<b>\$34,965,530.00</b>	

19	0	\$200.00	1,771	\$354,200.00	2632	\$526,400.00	4,900,433.704	
20	0	\$500.00	139	\$69,500.00	207	\$103,500.00	4,904,464.166	
21	0	\$500.00	109	\$54,500.00	169	\$84,500.00	4,983,554.682	
22	0	\$500.00	132	\$66,000.00	212	\$106,000.00	5,052,132.563	
23	0	\$500.00	139	\$69,500.00	210	\$105,000.00	4,932,773.636	
24	0	\$500.00	110	\$55,000.00	173	\$86,500.00	5,011,375.968	
25	0	\$500.00	54	\$27,000.00	88	\$44,000.00	5,080,326.749	
26	0	\$1,000.00	37	\$37,000.00	36	\$36,000.00	4,042,750.696	
27	0	\$1,000.00	30	\$30,000.00	45	\$45,000.00	4,918,680.01	
28	0	\$1,000.00	18	\$18,000.00	24	\$24,000.00	4,684,457.116	
29	0	\$1,000.00	9	\$9,000.00	9	\$9,000.00	4,098,900.083	
30	0	\$10,000.00	3	\$30,000.00	3	\$30,000.00	4,098,899.896	
31	0	\$10,000.00	2	\$20,000.00	4	\$40,000.00	5,465,199.862	
32	0	\$500,000.00	1	\$500,000.00	3	\$1,500,000.00	6,148,349.844	
		<b>Totals</b>	<b>845,084</b>	<b>\$22,415,980.00</b>	<b>1265288</b>	<b>\$34,965,530.00</b>		

DocuSign Envelope ID: 4E7FE153-427E-48A9-B443-307E64A5C852

NO. OF TICKETS: 8,197,800  
 NO. POOLS: 68.32  
 PACK SIZE: 50  
 PACKS/POOL: 2,400  
 PACKS/GAME: 163,956

Minimum: 7,879,200  
 Maximum: 8,200,800

TEXAS LOTTERY COMMISSION  
 "RUBY 75" - GAME NO. 2684  
 END OF PRODUCTION PRIZE STRUCTURE  
 18-Jul-25

		8,197,800		\$10 TICKETS		\$81,978,000	REVENUE	PRIZE FUND	\$57,381,510	TOTAL PAYOUT	70.00%	
PRIZE LEVEL	PRIZE CODE	TIER CODE	GET:	# OF WAYS TO WIN:	WIN:	ODDS OF 1 IN:	WINNERS IN 68.32 POOLS	WINNERS IN 50 (PER PACK*)	WINNERS IN 120,000 (Per Pool)	PRIZE COST	PERCENT OF PRIZE FUND **	VALIDATION TIER LEVELS
1	1	L	\$10	1	\$10	9.38	874,041	5.333	12800.00	\$8,740,410	15.23%	
2	2	L	\$10 x 2	2	\$20	37.51	218,558	1.333	3200.00	\$4,371,160	7.62%	LOW-TIER
3	3	L	\$20	1	\$20	23.06	355,524	2.167	5200.00	\$7,110,480	12.39%	35.24%
4	0	M	\$10*TRP*	1	\$30	50.01	163,918	1.000	2400.00	\$4,917,540	8.57%	****
5	0	M	\$30	1	\$30	49.99	163,994	1.000	2400.00	\$4,919,820	8.57%	****
6	0	M	\$10 x 5	5	\$50	149.97	54,663	0.333	800.00	\$2,733,150	4.76%	****
7	0	M	\$10 x 3 + \$20	4	\$50	150.04	54,636	0.333	800.00	\$2,731,800	4.76%	****
8	0	M	\$10*TRP* + \$20	2	\$50	149.86	54,702	0.333	800.00	\$2,735,100	4.77%	****
9	0	M	\$50	1	\$50	150.17	54,591	0.333	800.00	\$2,729,550	4.76%	****
10	0	M	\$50 x 2	2	\$100	399.06	20,543	0.125	300.00	\$2,054,300	3.58%	
11	0	M	\$10 x 4 + \$20*TRP*	5	\$100	399.87	20,501	0.125	300.00	\$2,050,100	3.57%	
12	0	M	\$10 x 5 + \$50	6	\$100	399.91	20,499	0.125	300.00	\$2,049,900	3.57%	
13	0	M	\$10 + \$20*TRP* + \$30	3	\$100	415.44	19,733	0.121	290.00	\$1,973,300	3.44%	
14	0	M	\$100	1	\$100	571.39	14,347	0.088	210.00	\$1,434,700	2.50%	
15	0	M	\$10 x 20	20	\$200	2,381.00	3,443	0.021	50.00	\$688,600	1.20%	
16	0	M	\$50*TRP* + \$50	2	\$200	2,375.49	3,451	0.021	50.00	\$690,200	1.20%	
17	0	M	\$30 x 5 + \$50	6	\$200	2,387.25	3,434	0.021	50.00	\$686,800	1.20%	
18	0	M	\$10 x 6 + \$20*TRP* + \$30 + \$50	9	\$200	2,393.52	3,425	0.021	50.00	\$685,000	1.19%	
19	0	M	\$200	1	\$200	1,861.87	4,403	0.027	64.00	\$880,600	1.53%	
20	0	M	\$10 x 5 + \$20 x 10 + \$50 x 5	20	\$500	23,693.06	346	0.002	5.00	\$173,000	0.30%	
21	0	M	\$100 x 5	5	\$500	29,488.49	278	0.002	4.00	\$139,000	0.24%	
22	0	M	\$10 x 8 + \$20 x 5 + \$30 x 4 + \$50 x 4	21	\$500	23,830.81	344	0.002	5.00	\$172,000	0.30%	
23	0	M	\$10 x 5 + \$20 x 5 + \$50 x 5 + \$100	16	\$500	23,489.40	349	0.002	5.00	\$174,500	0.30%	
24	0	M	\$100*TRP* + \$200	2	\$500	28,967.49	283	0.002	4.00	\$141,500	0.25%	MID-TIER
25	0	M	\$500	1	\$500	57,730.99	142	0.001	2.00	\$71,000	0.12%	60.70%
26	0	H	\$100 x 10	10	\$1,000	112,298.63	73	0.000	1.07	\$73,000	0.13%	
27	0	H	\$500 + \$100 + \$200 x 2	4	\$1,000	109,304.00	75	0.000	1.10	\$75,000	0.13%	
28	0	H	\$100 x 5 + \$500	6	\$1,000	195,185.71	42	0.000	0.61	\$42,000	0.07%	
29	0	H	\$1,000	1	\$1,000	455,433.33	18	0.000	0.26	\$18,000	0.03%	
30	0	H	\$500 x 10 + \$1,000 x 5	15	\$10,000	1,366,300.00	6	0.000	0.09	\$60,000	0.10%	
31	0	H	\$10,000	1	\$10,000	1,366,300.00	6	0.000	0.09	\$60,000	0.10%	HIGH-TIER
32	0	H	\$500,000	1	\$500,000	2,049,450.00	4 ***	0.000	0.06	\$2,000,000	3.49%	4.06%
						3.88	2,110,372	12.87	30,892.279	\$ 57,381,510	100.00%	100.00%

\*TRP\* = Win TRIPLE the PRIZE by revealing one (1) "7" Play Symbol in GAME 4.

Odds Tolerance
0.0005

3.8845 ODDS COULD DIFFER FROM TICKET BACK!!!  
 3.8840 # Odds Min  
 3.8850 Odds Max



# INTEROFFICE MEMO

*Sergio Rey, Acting Deputy Executive Director LaDonna Castañuela, Charitable Bingo Operations Director*

## Payment Approval

August 21, 2025

The attached invoice(s) for service is being submitted for approval.

<b>Vendor Name</b>	<b>Pollard Banknote Limited</b>
<b>P.O. Number (if applicable)</b>	362-25-9010 RL020
<b>Tx Game #/Name</b>	Game #2684 Ruby 7s
<b>Draw #</b>	
<b>Invoice Number</b>	8548821
<b>Invoice Amount</b>	<b>\$1,208,842.40</b>


The above referenced invoice(s) have been reviewed and certified as proper, accurate and should be paid by the Texas Lottery Commission.

JB

  
 \_\_\_\_\_  
 Dale Bowersock (Scratch Ticket Strategy Coordinator)


8/22/2025  
 \_\_\_\_\_  
 Date

8/22/2025

 For Will Russ  
 \_\_\_\_\_  
 Will Russ (Products Manager)

8/22/2025  
 \_\_\_\_\_  
 Date



  
 \_\_\_\_\_  
 Kelly Stuckey (Acting Lottery Operations Division Director)

8/22/2025  
 \_\_\_\_\_  
 Date

Please return to Maria Perez in the Office of the Controller by

**August 31, 2025**



140 Otter Street  
 Winnipeg, Manitoba  
 Canada R3T 0M8  
 Phone: (204) 474-2323  
 Fax: (204) 453-1375

**INVOICE NO.: 8548821**

<b>Sold To:</b> Texas Lottery Commission P.O. Box 16630 Austin, TX 78761-6630 United States	<b>Ship To:</b> Texas Lottery Commission P.O. Box 16630 Austin, TX 78761-6630 United States
<b>Terms:</b> Net 30 days after date of invoice	<b>Due Date:</b> September 19, 2025


Invoice Date	Order No.	Your Order	Customer No.
August 20, 2025	1269414		5008

**Order name:** RUBY 7s #2684  
**PO Number:**

Product Description	Quantity	Unit Price		Amount
Ticket Size 10 x 4	8,197,800	62.51	/M	512,444.48
Holographic Scratch FX®	8,197,800	66.00	/M	541,054.80
Four colour process / Spectrum overprints	8,197,800	10.00	/M	81,978.00
Multiple Play Area	8,197,800	2.40	/M	19,674.72
Flood UV varnish on ticket front	8,197,800	2.40	/M	19,674.72
Holographic Scratch FX®	1	5,940.00	Ea	5,940.00
Inserts	1	28,075.68	Ea	28,075.68

Under unit price '/M' = price per thousand.

<b>Before Taxes:</b>	1,208,842.40 USD
<b>Freight:</b>	0.00
<b>Deposit:</b>	0.00
<b>Amount Due:</b>	1,208,842.40 USD



### Scratch Ticket Game Closing Analysis 02/25/24 Thru 02/28/26

#### Average Number of Weeks for 85% Average Sell Through (2 Years)

Print Quantities	Price Point				Price Point				
	\$1	\$2	\$3	\$5	\$10	\$20	\$30	\$50	\$100
< 5M	None	None	None	Week 17*	None	None	None	Week 57*	None
5M-9.99M	Week 17	Week 27	Week 22*	Week 18	Week 25	Week 37*	None	Week 74*	None
10M-14.99M	Week 22	None	None	Week 31*	None	None	None	None	None
15M-19.99M	None	None	None	None	None	Week 58*	None	None	None
20M-24.99M	None	Week 41*	None	None	Week 70*	None	None	None	None
25M-29.99M	None	None	None	None	Week 43*	Week 69*	None	None	None
30M-34.99M	None	None	None	None	None	None	None	None	None
>=35M	None	None	Week 102*	Week 45*	None	None	None	None	None

#### Average Weekly Dollar Sales at 85% Average Sell Through

Print Quantities	Price Point				Price Point				
	\$1	\$2	\$3	\$5	\$10	\$20	\$30	\$50	\$100
< 5M	None	None	None	\$1,271,429	None	None	None	\$3,109,504	None
5M-9.99M	\$489,333	\$430,424	\$702,708	\$1,650,766	\$2,831,019	\$2,351,123	None	\$4,557,105	None
10M-14.99M	\$460,807	None	None	\$1,548,488	None	None	None	None	None
15M-19.99M	None	None	None	None	None	\$4,503,279	None	None	None
20M-24.99M	None	\$1,001,893	None	None	\$2,694,222	None	None	None	None
25M-29.99M	None	None	None	None	\$5,056,047	\$6,320,244	None	None	None
30M-34.99M	None	None	None	None	None	None	None	None	None
>=35M	None	None	\$886,639	\$4,773,034	None	None	None	None	None

None = no games at this level with 85% sell through  
\* only one game at this level with 85% sell through

Excludes Promotional Tickets  
Unaudited - For Internal Use Only